



Enjoy it.

Built-in appliances 2023/2024



Perfectly integrated

Those opting for a modern, state-of-the-art kitchen expect not only appliances that meet the latest technical standards, but also a harmonious overall impression that perfectly combines technology and design. Blaupunkt products offer precisely that.



5-year warranty	6–7
-----------------	-----

Heat

Dark Steel	8–15
Ovens	18–21
Microwaves	22–23
Hobs	24–35
Hobs with extractor fan	36–45
Blaupunkt Multi Control	46–47

Air

Island hoods	50–53
Oblique hoods	54–55
Wall hoods	56–58
Ceiling fans	59
Flat hood	60
Fan module	61

Water

Dishwasher, 60 cm, fully integrated	64–68
Dishwasher, 45 cm, fully integrated	68
Dishwasher, 60 cm, partially integrated	69
Washer-dryer, fully integrated	70
Washing machine, free-standing	70
Heat pump dryer, free-standing	71

Cold

Freezer	74
Refrigeration	74
Refrigerations/freezer combinations	75–78
Refrigeration Extra Fresh	79
Refrigeration	80–84
Freezer	85
Undercounter refrigeration	85
Free-standing refrigerations/ freezer combinations	86–89
Built-in wine refrigeration	90–91
Undercounter wine refrigeration	92–93

Blaupunkt Special Accessories

Ovens	96–97
Hobs with extractor fan	98–101
Extractor fan hoods	102–105
Dishwasher	106
Kitchen and Sound	107
Icon explanation	108–109
Blaupunkt Service	110–111

Durability and professional service: That's the Blaupunkt promise. Of course, this also applies to our 16 products, which already come with a 5-year warranty*. For all other Blaupunkt appliances, there is an optional extended warranty available for a small fee. In order to activate the 5-year warranty, products must be registered online within 90 days.

Just three easy steps to the warranty extension.

Register your new device on YourBlaupunkt: blaupunkt-einbaugeraete.com



Create a customer account

Fill out the contact form on our website www.blaupunkt-einbaugeraete.com (or scan the QR code above). Then confirm your e-mail address to complete the registration.



Register your new appliance

You can register your new kitchen appliance in the customer area under *My appliances*.



Complete your registration

Enter the serial number and date of purchase and select the device category. That's it! Now you can benefit from your customer advantages.



*Registration within 90 days is required to activate the 5-year warranty. For more information, please visit our website www.blaupunkt-einbaugeraete.com.




DARK STEEL

The Dark Steel series presents itself in a coherent and consistent design. The appliances are carefully aligned to create you a comfortable kitchen space. Ovens and compact appliances can be combined in various ways – along clear, uniform lines of design with black glass and white displays.

BLAUPUNKT – PERFECTLY PLANNED

New handle design and even more possibilities. Thanks to the new microwave and the two ovens with innovative Air Fry function.



Built-in oven with microwave

5B60M 8690

EG 1280



Output, consumption

- Voltage: 230 V
- Total connected load: 2.9 kW
- 800 W Microwave
- Grill output: 2,200 W / hot air output: 1,800 W

Oven type, heating type

Built-in electric oven with 12 heating types:

- Top / bottom heat
- Bottom heat
- Hot air
- Circulation
- Circulation grill
- Vario large area grill
- Vario small area grill
- Pizza level
- Defrost function
- Dough process
- Microwave with 5 power levels: 80 W, 240 W, 400 W, 560 W, 800 W
- Combined operation

Design, comfort

- Control panel in the Dark Steel design
- Touch Control
- Smart Slider
- Digital display in white
- Quick heating
- Temperature recommendation
- 16 automatic programmes
- Electronic temperature regulation from 30 °C – 250 °C
- Full glass inner door
- Dark Steel metal handle with logo
- Cooking chamber volume 72 l
- Flat oven walls with oven racks
- Enamelled cooking chamber
- Removable oven door for easy cleaning
- LED oven lighting
- Safety switch-off
- Child protection
- Cooling fan

Accessories

- Combination grate
- Enamelled baking tray

Special accessories: see page 96 / 97

Dimensions H × W × D

- Appliance dimensions: 59.5 × 59.5 × 56.5 cm
- Installation dimensions: 60.0 × 56.0 × 55.0 cm
- Panel height: 96 mm

In a range from:
A+++ to D

* For more information
on the 5-year warranty,
see page 7.



Built-in oven with steam function

5B90S 8990

EG 1281



Output, consumption

- Energy efficiency class: A+
- Voltage: 220 – 240 V
- Total connected load: 3.15 kW

Oven type, heating type

Built-in electric oven with 12 heating types:

- Top / bottom heat
- Bottom heat
- Hot Air Eco
- Hot air
- Circulation
- Circulation grill
- Vario large area grill
- Vario small area grill
- Pizza level
- Defrost function
- Dough process
- Steam support

Design, comfort

- Control panel in the Dark Steel design
- Touch Control
- Smart Slider
- Digital display in white
- Push & pull water tank
- Temperature sensor
- Quick heating
- Temperature recommendation
- 13 automatic programmes
- Electronic temperature regulation from 30 °C – 250 °C
- Full glass inner door
- Soft-moving door
- Dark Steel metal handle with logo
- Cooking chamber volume 72 l
- Flat oven walls with oven racks
- Enamelled cooking chamber
- Removable oven door for easy cleaning
- LED oven lighting
- Safety switch-off
- Child protection
- Cooling fan
- Large oven interior with 1-way telescopic extension

Accessories

- Combination grate
- Enamelled baking tray
- Temperature sensor

Special accessories: see page 96 / 97

Dimensions H × W × D

- Appliance dimensions: 59.5 × 59.5 × 56.5 cm
- Installation dimensions: 60.0 × 56.0 × 55.0 cm
- Panel height: 96 mm



Built-in oven with pyrolysis

5B50P 8690 New

EG 1265



Output, consumption

- Energy efficiency class: A+
- Voltage: 220 – 240 V
- Total connected load: 3.2 kW

Oven type, heating type

Built-in electric oven with 12 heating types:

- Top / bottom heat
- Bottom heat
- Hot Air Eco
- Hot air
- Circulation
- Circulation grill
- Vario large area grill
- Vario small area grill
- Pizza level
- Defrost function
- Dough process
- Air Fry function

Design, comfort

- Control panel in Dark Steel design
- Touch Control
- Smart Slider
- Digital display in white
- Quick heating
- Temperature recommendation
- Automatic programmes
- Electronic temperature regulation from 30 °C – 250 °C
- Pyrolytic self-cleaning
- Full glass inner door
- Soft-moving door
- Metal handle in Dark Steel with logo
- Cooking chamber volume 72 l
- Flat oven walls with oven racks
- Enamelled cooking chamber
- Removable oven door for easy cleaning
- Oven lighting
- Safety switch-off
- Child protection, door lock in pyrolysis mode
- Cooling fan
- Large oven interior with 1-way telescopic extension

Accessories

- Combination grate
- Enamelled baking tray
- Temperature sensor
- Air Fry insert

Special accessories: see page 96 / 97

Dimensions H × W × D

- Appliance dimensions: 59.5 × 59.5 × 56.5 cm
- Installation dimensions: 60.0 × 56.0 × 55.0 cm
- Panel height: 96 mm



Built-in oven

5B50N 8690 New

EG 1253



Output, consumption

- Energy efficiency class: A+
- Voltage: 220 – 240 V
- Total connected load: 2.9 kW

Oven type, heating type

Built-in electric oven with 12 heating types:

- Top / bottom heat
- Bottom heat
- Hot Air Eco
- Hot air
- Circulation
- Circulation grill
- Vario large area grill
- Vario small area grill
- Pizza level
- Defrost function
- Dough process
- Air Fry function

Design, comfort

- Control panel in Dark Steel design
- Touch Control
- Smart Slider
- Digital display in white
- Quick heating
- Temperature recommendation
- Automatic programmes
- Electronic temperature regulation from 30 °C – 250 °C
- Full glass inner door
- Soft-moving door
- Metal handle in Dark Steel with logo
- Cooking chamber volume 72 l
- Flat oven walls with oven racks
- Enamelled cooking chamber
- Removable oven door for easy cleaning
- Oven lighting
- Safety switch-off
- Child protection, door lock in pyrolysis mode
- Cooling fan
- Large oven interior with 1-way telescopic extension

Accessories

- Combination grate
- Enamelled baking tray
- Temperature sensor
- Air Fry insert

Special accessories: see page 96 / 97

Dimensions H × W × D

- Appliance dimensions: 59.5 × 59.5 × 56.5 cm
- Installation dimensions: 60.0 × 56.0 × 55.0 cm
- Panel height: 96 mm



Combination steam cooker

5C90S 8990

EG 1542

**Output, consumption**

- Voltage: 220 – 240 V
- Total connected load: 3.0 kW
- Grill output: 2,200 W / hot air output: 1,700 W

Oven type, heating type

Compact oven with 13 heating types:

- Top / bottom heat
- Bottom heat
- Hot Air Eco
- Hot air
- Circulation
- Circulation grill
- Vario large area grill
- Vario small area grill
- Pizza level
- Defrost function
- Dough process
- Steam cooking from 35 °C – 100 °C
- Combined operation

Design, comfort

- Control panel in the Dark Steel design
- Touch Control
- Smart Slider
- Digital display in white
- Push & pull water tank
- Temperature sensor
- Quick heating
- Temperature recommendation
- 16 automatic programmes
- Electronic temperature regulation from 30 °C – 250 °C
- Full glass inner door
- Dark Steel metal handle with logo
- Cooking chamber volume 50 l
- Flat oven walls with oven racks
- Enamelled cooking chamber
- Removable oven door for easy cleaning
- LED oven lighting
- Safety switch-off
- Child protection
- Cooling fan

Accessories

- Combination grate
- Enamelled baking tray
- XL steam cooking container, perforated
- Temperature sensor

Special accessories: see page 96 / 97**Dimensions H × W × D**

- Appliance dimensions: 45.4 × 59.5 × 56.8 cm
- Installation dimensions: 45.0 × 56.0 × 55.0 cm
- Panel height: 96 mm



* For more information on the 5-year warranty, see page 7.

Built-in compact microwave oven

5C60M 8690

EG 1514

**Output, consumption**

- Voltage: 230 V
- Total connected load: 3.0 kW
- 900 W Microwave
- Grill output: 2,200 W / hot air output: 1,700 W

Oven type, heating type

Compact oven with 10 heating types:

- Top / bottom heat
- Bottom heat
- Hot air
- Circulation
- Circulation grill
- Vario large area grill
- Vario small area grill
- Pizza level
- Microwave with 5 power levels: 100 W, 300 W, 500 W, 700 W, 900 W
- Combined operation

Design, comfort

- Control panel in the Dark Steel design
- Touch Control
- Smart Slider
- Digital display in white
- Quick heating
- Temperature recommendation
- 13 automatic programmes
- Electronic temperature regulation from 30 °C – 250 °C
- Full glass inner door
- Dark Steel metal handle with logo
- Cooking chamber volume 50 l
- Flat oven walls with oven racks
- Enamelled cooking chamber
- Removable oven door for easy cleaning
- LED oven lighting
- Safety switch-off
- Child protection
- Cooling fan

Accessories

- Combination grate
- Enamelled baking tray
- Glass pan

Special accessories: see page 96 / 97**Dimensions H × W × D**

- Appliance dimensions: 45.4 × 59.5 × 56.8 cm
- Installation dimensions: 45.0 × 56.0 × 55.0 cm
- Panel height: 96 mm



Built-in microwave with hot air

5M60M 8690 New

EG 1515

**Output, consumption**

- Voltage: 230 V
- Total connected load: 2.3 kW
- 900 W Microwave
- Grill output: 1,100 W / hot air output: 2,300 W

Oven type, heating type

Built-in microwave with 3 heating types:

- Hot air
- Circulation grill
- Defrost function
- Microwave with 5 power levels: 100 W, 300 W, 500 W, 700 W, 900 W
- Combined operation
- Quick cooking function
- Automatic programmes

Design, comfort

- Control panel in Dark Steel design
- Touch Control
- Smart Slider
- Digital display in white
- Full glass inner door
- Metal handle in Dark Steel with logo
- Cooking chamber volume 34 l
- Enamelled cooking chamber
- Removable oven door for easy cleaning
- LED oven lighting
- Safety switch-off
- Child lock

Accessories

- Glass turntable
- Round combination grate

Dimensions H × W × D

- Appliance dimensions: 38.2 × 59.5 × 46.6 cm
- Installation dimensions: 38.0 × 56.0 × 55.0 cm
- Panel height: 81 mm



Warming drawer

5WS 16400

EG 1910

**Output, consumption**

- Voltage: 220 – 240 V
- Total connected load: 0.4 kW

Oven type, heating type

- Heating by fan heater
- Temperature regulation in 3 levels: from 30 °C – 80 °C
- 20.5 l interior volume
- Rotary switch on inside

Design, comfort

- Black glass front
- Opens without handles by push & pull
- Telescopic full extension
- Anti-slip mat
- Dish pre-heating
- Food warm-keeping function
- Defrosting of frozen food
- Load capacity 15 kg

Dimensions H × W × D

- Appliance dimensions: 14.0 × 59.4 × 54.2 cm
- Installation dimensions: 14.0 × 56.0 – 56.8 × 55.0 cm





OVENS

Crispy, delicate and fresh – all available with a simple touch! Intuitive operating concepts and clearly arranged display solutions allow your oven to produce perfect results. And when the feast is over, these practical kitchen appliances simply clean themselves.

Built-in oven with pyrolysis

5B36P 0250

EG 1273



Output, consumption

- Energy efficiency class: A
- Voltage: 220 – 240 V
- Total connected load: 3.2 kW

Oven type, heating type

Built-in electric oven with 8 heating types:

- Top /bottom heat
- Bottom heat
- Hot Air Eco
- Hot air
- Hot air grill
- Vario large area grill
- Vario small area grill
- Defrost function

Design, comfort

- Fully retractable control knob
- Digital display
- Electronic clock
- Quick heating
- Temperature recommendation
- Pyrolytic self-cleaning
- Full glass inner door
- Metal handle
- Cooking chamber volume 70 l
- Flat oven walls with oven racks
- Enamelled cooking chamber
- Removable oven door for easy cleaning
- Oven lighting
- Safety switch-off
- Child protection, door lock in pyrolysis mode
- Cooling fan
- Large oven interior with 1-way telescopic extension

Accessories

- Enamelled baking tray
- Combination grate

Special accessories: see page 96 / 97

Dimensions H × W × D

- Appliance dimensions: 59.5 × 59.5 × 57.5 cm
- Installation dimensions: 59.0 × 56.0 × 55.0 cm
- Panel height: 96 mm

In a range from:
A+++ to D



Built-in oven

5B36N 0250

EG 1233



Output, consumption

- Energy efficiency class: A
- Voltage: 220 – 240 V
- Total connected load: 3.0 kW

Oven type, heating type

Built-in electric oven with 8 heating types:

- Top /bottom heat
- Bottom heat
- Hot Air Eco
- Hot air
- Hot air grill
- Vario large area grill
- Vario small area grill
- Defrost function

Design, comfort

- Fully retractable control knob
- Digital display
- Electronic clock
- Quick heating
- Temperature recommendation
- Full glass inner door
- Metal handle
- Cooking chamber volume 70 l
- Flat oven walls with oven racks
- Enamelled cooking chamber
- Removable oven door for easy cleaning
- Oven lighting
- Safety switch-off
- Cooling fan
- Large oven interior with 1-way telescopic extension

Accessories

- Enamelled baking tray
- Combination grate

Special accessories: see page 96 / 97

Dimensions H × W × D

- Appliance dimensions: 59.5 × 59.5 × 57.5 cm
- Installation dimensions: 59.0 × 56.0 × 55.0 cm
- Panel height: 96 mm



Built-in oven

5B30N 0250 New

EG 1225



Output, consumption

- Energy efficiency class: A
- Voltage: 220 – 240 V
- Total connected load: 3.0 kW

Oven type, heating type

Built-in electric oven with 8 heating types:

- Top /bottom heat
- Bottom heat
- Hot Air Eco
- Hot air
- Hot air grill
- Vario large area grill
- Vario small area grill
- Defrost function

Design, comfort

- Fully retractable control knob
- Digital display
- Electronic clock
- Quick heating
- Temperature recommendation
- Full glass inner door
- Metal handle
- Cooking chamber volume 70 l
- Flat oven walls with oven racks
- Enamelled cooking chamber
- Removable oven door for easy cleaning
- Oven lighting
- Safety switch-off
- Cooling fan
- Large oven interior with 1-way telescopic extension

Accessories

- Enamelled baking tray
- Combination grate

Special accessories: see page 96 / 97

Dimensions H × W × D

- Appliance dimensions: 59.5 × 59.5 × 57.5 cm
- Installation dimensions: 59.0 × 56.0 × 55.0 cm
- Panel height: 96 mm



Built-in oven with pyrolysis

5B27M 7050

EG 1271



Output, consumption

- Energy efficiency class: A
- Voltage: 220 – 240 V
- Total connected load: 3.25 kW

Oven type, heating type

Built-in electric oven with 7 heating types:

- Top /bottom heat
- Bottom heat
- Hot Air Eco
- Hot air
- Circulation grill
- Vario large area grill
- Pizza level

Design, comfort

- Fully retractable control knob
- Digital display
- Electronic clock
- Quick heating
- Temperature recommendation
- Automatic programmes: 10 programmes
- Electronic temperature regulation from 30 °C – 275 °C
- Pyrolytic self-cleaning
- Full glass inner door
- Metal handle
- Extremely low window temperature, max. 30 °C
- Cooking chamber volume 63 l
- Enamelled cooking chamber
- Flat oven walls with oven racks
- Removable oven door for easy cleaning
- Oven lighting
- Safety switch-off
- Child protection, door lock in pyrolysis mode
- Cooling fan

Accessories

- Combination grate
- Universal pan

Dimensions H × W × D

- Appliance dimensions: 59.5 × 59.4 × 54.8 cm
- Installation dimensions: 59.7 × 56.0 × 55.0 cm
- Panel height: 115 mm



Built-in oven

5B10M 0060

EG 1224



Output, consumption

- Energy efficiency class: A
- Voltage: 220 – 240 V
- Total connected load: 3.3 kW

Oven type, heating type

Built-in electric oven with 5 heating types:

- Top /bottom heat
- Hot Air Eco
- Hot air
- Circulation grill
- Vario large area grill

Design, comfort

- Quick heating
- Temperature regulation from 50 °C – 275 °C
- Full glass inner door
- Metal handle
- Low window temperature, max. 50 °C
- Cooking chamber volume 66 l
- Flat oven walls with oven racks
- Enamelled cooking chamber
- Removable oven door for easy cleaning
- Oven lighting
- Cooling fan
- Control lamp for operation condition

Accessories

- Combination grate
- Universal pan

Special accessories: see page 96 / 97

Dimensions H × W × D

- Appliance dimensions: 59.5 × 59.4 × 54.8 cm
- Installation dimensions: 59.7 × 56.0 × 55.0 cm
- Panel height: 115 mm



Built-in oven

5B10M 0050

EG 1223



Output, consumption

- Energy efficiency class: A
- Voltage: 220 – 240 V
- Total connected load: 3.3 kW

Oven type, heating type

Built-in electric oven with 5 heating types:

- Top /bottom heat
- Hot Air Eco
- Hot air
- Circulation grill
- Vario large area grill

Design, comfort

- Quick heating
- Temperature regulation from 50 °C – 275 °C
- Full glass inner door
- Metal handle
- Low window temperature, max. 50 °C
- Cooking chamber volume 66 l
- Flat oven walls with oven racks
- Enamelled cooking chamber
- Removable oven door for easy cleaning
- Oven lighting
- Cooling fan
- Control lamp for operation condition

Accessories

- Combination grate
- Universal pan

Special accessories: see page 96 / 97

Dimensions H × W × D

- Appliance dimensions: 59.5 × 59.4 × 54.8 cm
- Installation dimensions: 59.7 × 56.0 × 55.0 cm
- Panel height: 115 mm



Built-in oven

5B10K 0050

EG 1222



Output, consumption

- Energy efficiency class: A
- Voltage: 220 – 240 V
- Total connected load: 2.85 kW

Oven type, heating type

Built-in electric oven with 5 heating types:

- Top /bottom heat
- Bottom heat
- Top /bottom heat
- Vario large area grill
- Vario small area grill

Design, comfort

- Temperature regulation from 50 °C – 275 °C
- Full glass inner door
- Metal handle
- Low window temperature, max. 50 °C
- Cooking chamber volume 71 l
- Flat oven walls with oven racks
- Enamelled cooking chamber
- Removable oven door for easy cleaning
- Oven lighting
- Cooling fan
- Control lamp for operation condition

Accessories

- Combination grate
- Universal pan

Special accessories: see page 96 / 97

Dimensions H × W × D

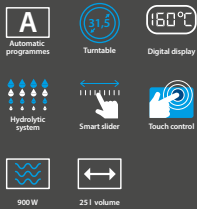
- Appliance dimensions: 59.5 × 59.4 × 54.8 cm
- Installation dimensions: 59.7 × 56.0 × 55.0 cm
- Panel height: 115 mm



Built-in microwave

5G49K 1550

EG 1442



Output, consumption

- Voltage: 220 – 230 V
- Connected load: 1.45 kW
- Peak output: 900 W
- Grill output: 1,200 W

Design, comfort

- Built-in appliance for a 60 cm wide tall cupboard
- Smart Slider
- User-friendly electronics with touch control
- 5 output levels: 900 W, 600 W, 360 W, 180 W, 90 W
- Grill function
- All heating types can be used separately and in combination
- Programme mode for 8 programmes
- Automatic weight adjustment for 4 defrost programmes
- Automatic weight adjustment for 3 cooking programmes
- Memory function
- Hydrolysis programme
- Digital clock with day display
- Electronic opening
- 25 l stainless steel cooking chamber
- Cooking chamber lighting
- 31.5 cm glass turntable
- Door hinged on the left

Dimensions H × W × D

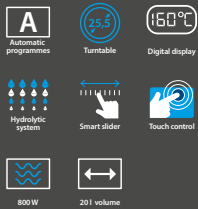
- Appliance dimensions: 38.2 × 59.4 × 38.8 cm
- Installation dimensions: 38.2 × 56.0 × 55.0 cm



Built-in microwave

5P49K 1250

EG 1431



Output, consumption

- Voltage: 220 – 230 V
- Connected load: 1.27 kW
- Peak output: 800 W

Design, comfort

- Built-in appliance for a 60 cm wide tall cupboard and wall unit
- Smart Slider
- User-friendly electronics with touch control
- 5 output levels: 800 W, 600 W, 360 W, 180 W, 90 W
- Programme mode for 7 programmes
- Automatic weight adjustment for 4 defrost programmes
- Automatic weight adjustment for 3 cooking programmes
- Memory function
- Hydrolysis programme
- Digital clock with day display
- Electronic opening
- 20 l stainless steel cooking chamber
- Cooking chamber lighting
- 25.5 cm glass turntable
- Door hinged on the left

Dimensions H × W × D

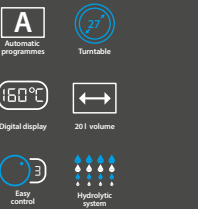
- Appliance dimensions: 38.2 × 59.4 × 37.1 cm
- Installation dimensions: 36.5 × 56.0 × 30.0 cm



Built-in microwave

5P35K 1261

EG 1413



Output, consumption

- Voltage: 220 – 230 V
- Connected load: 1.27 kW
- Peak output: 800 W

Design, comfort

- Built-in appliance with matching built-in frame for 50 cm wide wall unit
- Easy-to-use electronics
- 5 output levels: 800 W, 600 W, 360 W, 180 W, 90 W
- Programme mode for 7 programmes
- Automatic weight adjustment for 4 defrost programmes
- Automatic weight adjustment for 3 cooking programmes
- Memory function
- Hydrolysis programme
- Digital clock with day display
- 20 l stainless steel cooking chamber
- Cooking chamber lighting
- 27 cm glass turntable
- Door hinged on the left

Dimensions H × W × D


- Appliance dimensions: 38.2 × 49.5 × 33.5 cm
- Installation dimensions: 36.2 × 46.0 × 32.0 cm



Microwave

5G03K 1261

EG 1401



Output, consumption

- Voltage: 220 – 230 V
- Connected load: 1.27 kW
- Peak output: 800 W

Design, comfort

- Free-standing
- Easy-to-use electronics
- 5 output levels: 800 W, 600 W, 360 W, 180 W, 90 W
- Grill function
- Programme mode for 7 programmes
- Automatic weight adjustment for 4 defrost programmes
- Automatic weight adjustment for 3 cooking programmes
- Memory function
- Hydrolysis programme
- Digital clock with day display
- 20 l cooking chamber
- 27 cm glass turntable
- Door hinged on the left

Dimensions H × W × D

- Appliance dimensions: 26.0 × 44.2 × 34.5 cm





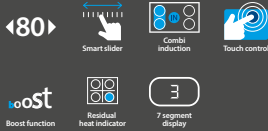
HOBS

Not all heat is alike. Sometimes the temperature has to rise rapidly – boosting heat for perfect searing. Other things need time – uniform heat for gentle cooking.

Stand-alone hob, combi induction

5II 84353 New

EG 1348 SLIM DESIGN FRAME



Output, consumption

- Voltage: 220 – 240 V
- Total connected load: 7.4 kW
- 4 induction cooking zones with booster:
- 2 cooking zones, combi induction, Ø 20.0 cm × 21.0 cm, 2.1 kW (3.0 kW)
- 2 cooking zones, combi induction, Ø 20.0 cm × 21.0 cm, 2.1 kW (3.0 kW)

Design, comfort

- Aluminium frame
- Multi Control
- Smart Slider
- Touch Control
- 2 × combi induction
- Flexible linking – two cooking zones can be combined into one cooking zone
- Boost function for all induction cooking zones
- Grill function
- Electronic control in 10 power levels
- Digital display of cooking levels
- Residual heat display for each cooking zone
- Pot detection
- Child lock
- Timer – can be set simultaneously for each cooking zone
- Countdown function
- Quick start function
- Recall function – to repeat the last settings
- Automatic safety switch-off
- Overflow detection
- Power management
- Quick assembly system

Dimensions H × W × D

- Appliance dimensions: 5.8 × 78.4 × 52.4 cm
- Installation dimensions: 5.2 × 75.0 × 49.0 cm



Stand-alone hob, combi induction

5IL 64351

EG 1364



Output, consumption

- Voltage: 220 – 240 V
- Total connected load: 7.4 kW
- 4 induction cooking zones:
- 2 cooking zones, combi induction, Ø 21.0 cm, 2.2 kW (3.7 kW)
- 2 cooking zones, combi induction, Ø 21.0 cm, 2.2 kW (3.7 kW)

Design, comfort

- Stainless-steel frame
- Touch Control
- Combi induction
- Boost function for all induction cooking zones
- Electronic control in 17 power levels
- Connectible warm-keeping function for combi zone
- Digital display of cooking levels
- 2-level residual heat display for each cooking zone
- Main switch
- Pot detection
- Child protection
- Quick start function
- Restart function
- Safety switch-off
- Power management

Dimensions H × W × D


- Appliance dimensions: 5.5 × 58.3 × 51.3 cm
- Installation dimensions: 5.5 × 56.0 × 49.0 – 50.0 cm



Stand-alone hob, induction

5IE 64352

EG 1369



Output, consumption

- Voltage: 220 – 240 V
- Total connected load: 4.6 kW
- 4 induction cooking zones:
- 2 cooking zones Ø 18.0 cm, 1.8 kW (3.1 kW)
- 1 cooking zones Ø 14.5 cm, 1.4 kW (2.2 kW)
- 1 cooking zone Ø 21.0 cm, 2.2 kW (3.7 kW)

Design, comfort

- Stainless-steel frame
- Touch Control
- Boost function for all induction cooking zones
- Electronic control in 17 power levels
- Digital display of the cooking level
- 2-level residual heat display for each cooking zone
- Main switch
- Pot detection
- Child protection
- Quick start function
- Restart function
- Safety switch-off
- Power management

Dimensions H × W × D


- Appliance dimensions: 5.5 × 58.3 × 51.3 cm
- Installation dimensions: 5.5 × 56.0 × 49.0 – 50.0 cm



Stand-alone hob, combi induction

5II 86250 New

EG 1387



Output, consumption

- Voltage: 220–240 V
- Total connected load: 11.1 kW
- 6 induction cooking zones with double booster:
- 6 cooking zones Ø 22.0 × 18.0 cm, 2.1 kW (2.65 kW/3.7 kW)

Design, comfort

- Frameless
- Multi Control
- Smart Slider
- Touch Control
- 3× combi induction
- Flexible linking – two cooking zones can be combined into one cooking zone
- Double boost function for all induction cooking zones
- Toggle function with fixed temperatures (42 °C, 70 °C and 94 °C)
- Cooking Chef mode
- Grill function
- Electronic control in 9 + 2 power levels
- Digital display of cooking levels in white
- Residual heat display for each cooking zone
- Permanent pot detection (across all zones)
- Child lock
- Timer – can be set simultaneously for each cooking zone
- Countdown function
- Quick start function
- Recall function – to repeat the last settings
- Automatic safety switch-off
- Overflow detection
- Power management
- Flush-mounted installation possible
- Quick assembly system

Dimensions H × W × D


- Appliance dimensions: 4.6 × 78.0 × 52.0 cm
- Installation dimensions: 4.6 × 75.0 × 49.0 cm



Flexible linking –
3 × combi induction

Fast heat thanks to
double boost function

Permanent pot detection –
operating elements are
activated automatically




* For more information
on the 5-year warranty,
see page 7.



Stand-alone hob, combi induction

5II 94291

EG 1383



Output, consumption

- Voltage: 220 – 240 V
- Total connected load: 7.4 kW
- 5 induction cooking zones with booster:
- 2 cooking zones, combi induction Ø 20.0 × 21.0 cm, 2.3 kW (3.0 kW)
- 2 cooking zones, combi induction Ø 20.0 × 21.0 cm, 2.3 kW (3.0 kW)
- 1 cooking zone Ø 21.5 cm, 2.3 kW (3.0 kW)

Design, comfort

- Frameless
- Multi Control
- Smart Slider
- Touch Control
- 2 × combi induction
- Flexible linking – Any two cooking zones can be combined into one cooking zone
- Boost function for all induction cooking zones
- Grill function
- Electronic control in 10 power levels
- Digital display of cooking levels in white
- Residual heat display for each cooking zone
- Pot detection
- Child protection
- Timer – simultaneously adjustable for each cooking zone
- Countdown function
- Quick start function
- Recall function – Repeat the last settings
- Automatic safety switch-off
- Overflow detection
- Power management
- Flush-mounted installation possible
- Quick assembly system

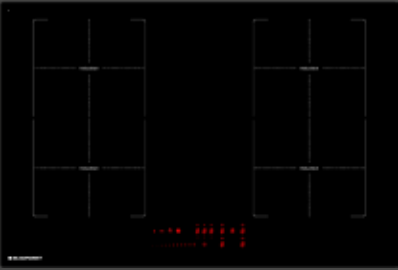
Dimensions H × W × D

- Appliance dimensions: 5.2 × 88.0 × 52.0 cm
- Installation dimensions: 5.2 × 81.0 × 49.0 cm

Stand-alone hob, combi induction

5II 84251

EG 1324



Output, consumption

- Voltage: 220 – 240 V
- Total connected load: 7.4 kW
- 4 induction cooking zones with booster:
- 2 cooking zones, combi induction Ø 20.0 × 21.0 cm, 2.1 kW (3.0 kW)
- 2 cooking zones, combi induction Ø 20.0 × 21.0 cm, 2.1 kW (3.0 kW)

Design, comfort

- Frameless
- Multi Control
- Smart Slider
- Touch Control
- 2 × combi induction
- Flexible linking – Any two cooking zones can be combined into one cooking zone
- Boost function for all induction cooking zones
- Grill function
- Electronic control in 10 power levels
- Digital display of cooking levels
- Residual heat display for each cooking zone
- Pot detection
- Child protection
- Timer – simultaneously adjustable for each cooking zone
- Countdown function
- Quick start function
- Recall function – Repeat the last settings
- Automatic safety switch-off
- Overflow detection
- Power management
- Flush-mounted installation possible
- Quick assembly system

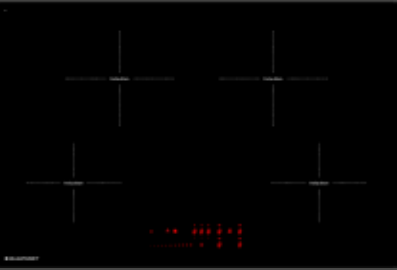
Dimensions H × W × D

- Appliance dimensions: 5.2 × 78.0 × 52.0 cm
- Installation dimensions: 5.2 × 75.0 × 49.0 cm

Stand-alone hob, induction

5IE 84252

EG 1323



Output, consumption

- Voltage: 220 – 240 V
- Total connected load: 7.4 kW
- 4 induction cooking zones with booster:
- 2 cooking zones Ø 17.5 cm, 1.4 kW (2.1 kW)
- 2 cooking zones Ø 21.5 cm, 2.3 kW (3.0 kW)

Design, comfort

- Frameless
- Multi Control
- Smart Slider
- Touch Control
- Boost function for all induction cooking zones
- Electronic control in 10 power levels
- Digital display of cooking levels
- Residual heat display for each cooking zone
- Pot detection
- Child protection
- Timer – simultaneously adjustable for each cooking zone
- Countdown function
- Quick start function
- Recall function – Repeat the last settings
- Automatic safety switch-off
- Overflow detection
- Power management
- Flush-mounted installation possible
- Quick assembly system


Dimensions H × W × D

- Appliance dimensions: 5.2 × 78.0 × 52.0 cm
- Installation dimensions: 5.2 × 75.0 × 49.0 cm

Stand-alone hob, combi induction

5IE 64253

EG 1325



Output, consumption

- Voltage: 220 – 240 V
- Total connected load: 7.4 kW
- 4 induction cooking zones with booster:
- 2 cooking zones, combi induction Ø 21.0 × 19.0 cm, 2.1 kW (3.0 kW)
- 1 cooking zone Ø 17.5 cm, 1.4 kW (1.85 kW)
- 1 cooking zone Ø 21.5 cm, 2.3 kW (3.0 kW)

Design, comfort

- Frameless
- Multi Control
- Smart Slider
- Touch Control
- Boost function for all induction cooking zones
- Electronic control in 10 power levels
- Digital display of cooking levels
- Residual heat display for each cooking zone
- Pot detection
- Child protection
- Timer – simultaneously adjustable for each cooking zone
- Countdown function
- Quick start function
- Recall function – Repeat the last settings
- Automatic safety switch-off
- Overflow detection
- Power management
- Flush-mounted installation possible
- Quick assembly system

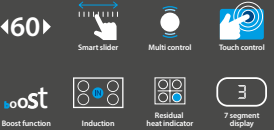

Dimensions H × W × D

- Appliance dimensions: 5.2 × 59.0 × 52.0 cm
- Installation dimensions: 5.2 × 56.0 × 49.0 cm

Stand-alone hob, induction

5IB 64211

EG 1384



Output, consumption

- Voltage: 220 – 240 V
- Total connected load: 6.7 kW
- 3 induction cooking zones with booster:
- 1 cooking zone Ø 17.5 cm, 1.4 kW (2.1 kW)
- 1 cooking zone Ø 21.5 cm, 2.3 kW (3.0 kW)
- 1 cooking zone Ø 26.5 cm, 2.3 kW (3.0 kW)

Design, comfort

- Frameless
- Multi Control
- Smart Slider
- Touch Control
- Boost function for all induction cooking zones
- Electronic control in 10 power levels
- Digital display of cooking levels
- Residual heat display for each cooking zone
- Pot detection
- Child protection
- Timer – simultaneously adjustable for each cooking zone
- Countdown function
- Quick start function
- Recall function – Repeat the last settings
- Automatic safety switch-off
- Overflow detection
- Power management
- Flush-mounted installation possible
- Quick assembly system

Dimensions H × W × D

- Appliance dimensions: 5.2 × 59.0 × 52.0 cm
- Installation dimensions: 5.2 × 56.0 × 49.0 cm

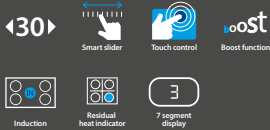
* For more information on the 5-year warranty, see page 7.



Stand-alone hob, induction

5IZ 34291

EG 1321



Output, consumption

- Voltage: 220 – 240 V
- Total connected load: 3.7 kW
- 2 induction cooking zones with booster:
- 2 cooking zones Ø 17.5 cm, 1.4 kW (2.1 kW)

Design, comfort

- Frameless
- Smart Slider
- Touch Control
- Boost function for all induction cooking zones
- Electronic control in 10 power levels
- Digital display of cooking levels
- Residual heat display for each cooking zone
- Pot detection
- Child lock
- Timer – simultaneously adjustable for each cooking zone
- Countdown function
- Quick start function
- Recall function – Repeat the last settings
- Automatic safety switch-off
- Overflow detection
- Power management
- Flush-mounted installation possible
- Quick assembly system

Dimensions H × W × D

- Appliance dimensions: 5.2 × 30.0 × 52.0 cm
- Installation dimensions: 5.2 × 27.0 × 49.0 cm



Stand-alone hob

5RH 84353 New

EG 1366



Output, consumption

- Voltage: 220 – 240 V
- Total connected load: 7.0 kW
- 4 high-speed cooking zones:
- 1 cooking zone Ø 14.5/22.0 cm, 1.0 kW (2.2 kW) double ring zone
- 1 cooking zone Ø 18.0/27.5 cm, 1.5 kW (2.4 kW) casserole zone
- 2 cooking zones Ø 15.5 cm, 1.2 kW

Design, comfort

- Aluminium frame
- Touch Control
- Sensor button for zone extension
- Electronic control in 10 power levels
- Digital display of cooking levels
- Residual heat display for each cooking zone
- Child lock
- Timer – can be set simultaneously for each cooking zone
- Automatic safety switch-off
- Overflow detection
- Quick assembly system

Dimensions H × W × D

- Appliance dimensions: 6.3 × 78.4 × 52.4 cm
- Installation dimensions: 5.7 × 75.0 × 49.0 cm



Stand-alone hob

5RG 64350

EG 1355



Output, consumption

- Voltage: 220 – 240 V
- Total connected load: 6.7 kW
- 4 high-speed cooking zones:
- 1 cooking zone Ø 12.0/21.0 cm, 0.75/2.2 kW double ring zone
- 2 cooking zones each Ø 14.5 cm, 1.2 kW
- 1 cooking zone Ø 17.0/26.5 cm, 1.8/2.6 kW casserole zone

Design, comfort

- Stainless-steel frame
- Touch Control
- Sensor button for zone extension
- Electronic control in 17 power levels
- 7-segment display
- 2-level residual heat display for each cooking zone
- Child protection
- Safety switch-off
- Restart function
- Control lamp for operation condition
- Main switch

Dimensions H × W × D


- Appliance dimensions: 5.1 × 58.3 × 51.3 cm
- Installation dimensions: 4.8 × 56.0 × 49.0 – 50.0 cm



Stand-alone hob

5RE 64350

EG 1351



Output, consumption

- Voltage: 220 – 240 V
- Total connected load: 6.6 kW
- 4 high-speed cooking zones:
- 2 cooking zones each Ø 14.5 cm, 1.2 kW
- 1 cooking zone Ø 18.0 cm, 2.0 kW
- 1 cooking zone Ø 21.0 cm, 2.2 kW

Design, comfort

- Stainless-steel frame
- Touch Control
- Electronic control in 17 power levels
- 7-segment display
- 2-level residual heat display for each cooking zone
- Child protection
- Safety switch-off
- Restart function
- Control lamp for operation condition
- Main switch

Dimensions H × W × D


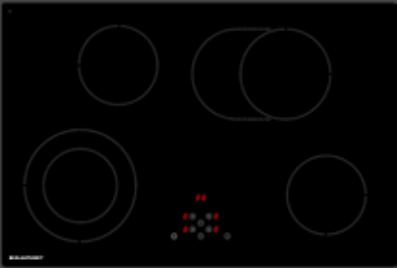
- Appliance dimensions: 5.1 × 58.3 × 51.3 cm
- Installation dimensions: 4.8 × 56.0 × 49.0 – 50.0 cm



Stand-alone hob

5RG 74351

EG 1360



Output, consumption

- Voltage: 220 – 240 V
- Total connected load: 7.0 kW
- 4 high-speed cooking zones:
 - 1 cooking zone Ø 14.5 / 22.0 cm, 1.0 kW (2.2 kW) double ring zone
 - 1 cooking zone Ø 18.0 / 27.5 cm, 1.5 kW (2.4 kW) casserole zone
 - 2 cooking zones Ø 15.5 cm, 1.2 kW

Design, comfort

- Frameless
- Touch Control
- Sensor button for zone extension
- Electronic control in 10 power levels
- Digital display of cooking levels
- Residual heat display for each cooking zone
- Child lock
- Timer – simultaneously adjustable for each cooking zone
- Automatic safety switch-off
- Overflow detection
- Flush-mounted installation possible
- Quick assembly system

Dimensions H × W × D



- Appliance dimensions: 5.7 × 78.0 × 52.0 cm
- Installation dimensions: 5.7 × 75.0 × 49.0 cm



Stand-alone hob

5RG 64361

EG 1359



Output, consumption

- Voltage: 220 – 240 V
- Total connected load: 7.0 kW
- 4 high-speed cooking zones:
 - 1 cooking zone Ø 14.5 / 22.0 cm, 1.0 kW (2.2 kW) double ring zone
 - 1 cooking zone Ø 18.0 / 27.5 cm, 1.5 kW (2.4 kW) casserole zone
 - 2 cooking zones Ø 15.5 cm, 1.2 kW

Design, comfort

- Frameless
- Touch Control
- Sensor button for zone extension
- Electronic control in 10 power levels
- Digital display of cooking levels
- Residual heat display for each cooking zone
- Child lock
- Timer – simultaneously adjustable for each cooking zone
- Automatic safety switch-off
- Overflow detection
- Flush-mounted installation possible
- Quick assembly system

Dimensions H × W × D


- Appliance dimensions: 5.7 × 59.0 × 52.0 cm
- Installation dimensions: 5.7 × 56.0 × 49.0 cm



Stand-alone hob

5RE 64361

EG 1358



Output, consumption

- Voltage: 220 – 240 V
- Total connected load: 6.0 kW
- 4 high-speed cooking zones:
 - 2 cooking zones Ø 15.5 cm, 1.2 kW
 - 2 cooking zones Ø 19.0 cm, 1.8 kW

Design, comfort

- Frameless
- Touch Control
- Electronic control in 10 power levels
- Digital display of cooking levels
- Residual heat display for each cooking zone
- Child lock
- Automatic safety switch-off
- Overflow detection
- Flush-mounted installation possible
- Quick assembly system

Dimensions H × W × D

- Appliance dimensions: 5.7 × 59.0 × 52.0 cm
- Installation dimensions: 5.7 × 56.0 × 49.0 cm



Stand-alone hob

5RZ 34411

EG 1306



Output, consumption

- Voltage: 220 – 240 V
- Total connected load: 3.0 kW
- 2 high-speed cooking zones:
 - 1 cooking zone Ø 14.5 cm, 1.2 kW
 - 1 cooking zone Ø 18.0 cm, 1.8 kW

Design, comfort

- Frameless
- Touch Control
- Electronic control in 9 power levels
- Digital display of cooking levels
- Residual heat display for each cooking zone
- Child lock
- Automatic safety switch-off
- Overflow detection
- Flush-mounted installation possible
- Quick assembly system

Dimensions H × W × D


- Appliance dimensions: 5.7 × 29.0 × 52.0 cm
- Installation dimensions: 5.7 × 27.0 × 49.0 cm



HOBS WITH INTEGRATED EXTRACTOR

The modern extractor solution offers one thing above all – more freedom: A clear view, as the fumes are extracted directly where they arise. Odourless cooking and more freedom in kitchen planning.

High-quality filter systems allow nothing but fresh air to be produced, while still being powerful and noise-free. The perfect combination of heat and air in a single appliance.



EXCELLENT PRODUCT

"The induction hob 5IX 80290 features many innovative functions that allow both flexible cooking and grilling. The innovative extractor fan is particularly impressive", said the jury.



red**dot** winner 2023

The ventilation system is activated automatically when a cooking zone is in use

Simple filter exchange and easy cleaning

2 in 1 – Exhaust and circulating air in one device

Flexible planning – surface- or flush-mounting installation possible

Hobs with integrated extractor

Simple and intuitive operation

Fan motor integrated directly into the hob

State-of-the-art technology and fast installation

Minimalist design



Here you can find all information about our hob fans

Stand-alone hob, combi induction with integrated extractor fan

5IX 80290

EG 1363



red dot winner 2023



Output, consumption – hob

- Voltage: 220 – 240 V
- Total connected load: 7.4 kW
- 4 induction cooking zones with booster:
- 4 cooking zones Ø 19.0 × 21.0 cm, 2.1 kW (3.7 kW)

Design, comfort

- Frameless
- Multi Control
- Smart Slider
- Touch Control
- 2 × combi induction
- Flexible linking – Any two cooking zones can be combined into one cooking zone
- Boost function for all induction cooking zones
- Grill function
- Cooking Chef Mode
- Electronic control in 11 power levels
- Digital display of cooking levels in red
- Residual heat display for each cooking zone
- Pot detection
- Child protection
- Timer – simultaneously adjustable for each cooking zone
- Countdown function
- Quick start function
- Recall function – Repeat the last settings
- Automatic safety switch-off
- Overflow detection
- Power management
- Flush-mounted installation possible
- Quick assembly system

Dimensions H × W × D

- Appliance dimensions: 20.1 × 78.0 × 52.0 cm
- Installation dimensions: 19.7 × 75.0 × 50.0 cm

Output, consumption – extractor fan

- Voltage: 220 – 240 V
- Total connected load: 163 W
- Energy efficiency class: A
- Average power consumption: 31.2 kWh / year
- Fan efficiency class: A
- Grease filter efficiency class: A
- Noise min. / max. Normal level / Intensive level:
- Min. 34 dB (A) Max. 69 dB (A) Max. 72 dB (A)
- Fan output max. Normal level / Intensive level*:
- In extraction mode 434 m³ / h / 500 m³ / h
- In circulation mode 350 m³ / h / 400 m³ / h



Stand-alone hob, combi induction with integrated extractor fan

5IX 60290

EG 1362



Output, consumption – hob

- Voltage: 220 – 240 V
- Total connected load: 7.4 kW
- 4 induction cooking zones with booster:
- 2 cooking zones Ø 16.0 cm, 1.4 kW (1.85 kW)
- 2 cooking zone Ø 17.5 cm, 1.4 kW (2.1 kW)

Design, comfort

- Frameless
- Multi Control
- Smart Slider
- Touch Control
- Boost function for all induction cooking zones
- Electronic control in 11 power levels
- Digital display of cooking levels in red
- Residual heat display for each cooking zone
- Pot detection
- Child protection
- Timer – simultaneously adjustable for each cooking zone
- Countdown function
- Quick start function
- Recall function – Repeat the last settings
- Automatic safety switch-off
- Overflow detection
- Power management
- Flush-mounted installation possible
- Quick assembly system

Dimensions H × W × D

- Appliance dimensions: 20.1 × 59.0 × 52.0 cm
- Installation dimensions: 19.7 × 59.0 × 50.0 cm

Output, consumption – extractor fan

- Voltage: 220 – 240 V
- Total connected load: 165 W
- Energy efficiency class: B
- Average power consumption: 33.2 kWh / year
- Fan efficiency class: B
- Grease filter efficiency class: A
- Noise min. / max. Normal level / Intensive level:
- Min. 34 dB (A) Max. 69 dB (A) Max. 72 dB (A)
- Fan output max. Normal level / Intensive level*:
- In extraction mode 424 m³ / h / 441 m³ / h
- In circulation mode 339 m³ / h / 353 m³ / h



In a range from:
A+++ to D

* According to
EU Regulation
no. 65 / 2014 / fan
power according to
EN 61591

Stand-alone hob, combi induction with integrated extractor fan

5IX 90291

EG 1349



Output, consumption – hob

- Voltage: 220 – 240 V
- Total connected load: 7.4 kW
- 4 induction cooking zones with booster:
 - 2 cooking zones Ø 16.0 cm, 1.2 kW (1.4 kW)
 - 2 cooking zones Ø 20.0 cm, 2.3 kW (3.0 kW)

Design, comfort – hob

- Frameless
- Touch Control
- Boost function for all induction cooking zones
- Electronic control in 10 power levels
- Automatic safety switch-off
- Digital display of cooking levels
- Residual heat display for each cooking zone
- Pot detection
- Child lock
- Timer – simultaneously adjustable for each cooking zone
- Countdown function
- Power management
- Flush-mounted installation possible

Dimensions H x W x D

- Appliance dimensions: 82.0 – 97.5 x 90.0 x 53.0 cm
- Installation dimensions: 16.0 – 16.4 x 88.0 x 50.0 cm

Output, consumption – extractor fan

- Voltage: 220 – 240 V
- Total connected load: 160 W
- Energy efficiency class: A
- Average power consumption: 52.2 kWh/year
- Fan efficiency class: A
- Grease filter efficiency class: B
- Noise min./ max. intensive level / normal level:
 - Min. 56 dB (A) Max. 70 dB (A) Max. 74 dB (A)
- Fan output max. Normal level / Intensive level*:
 - In extraction mode 582 m³/h / 674 m³/h
 - In circulation mode 460 m³/h / 514 m³/h

Design, comfort – extractor fan

- Glass ceramic, black
- Suitable for installation in a kitchenette or kitchen island
- Optional extraction or circulation mode (carbon filter required for circulation mode)
- 4-level fan output controllable via Touch Control
- 3 power levels + 1 intensive level
- Intensive level with automatic reset for extraction mode
- Automatic, three-level blower overrun of 5 / 10 and 20 minutes with LED display
- Metal grease filter and carbon filter saturation indication by LED control lamp
- To clean / evacuate the metal grease filter and the water collection tank, the appliance automatically blocks after 40 hours of operation
- Automatic overrun for circulation mode
- Water collection tank: 0.75 litre capacity
- Powerful and quiet blower

Accessories

- Metal grease filter, dishwasher-safe

Special accessories: see page 98 – 101

In a range from:
A+++ to D



* According to
EU Regulation
no. 65 / 2014 / fan
power according to
EN 61591

Stand-alone hob, combi induction with integrated extractor fan

5IX 99291

EG 1395



Output, consumption – hob

- Voltage: 220 – 240 V
- Total connected load: 7.4 kW
- 4 induction cooking zones with booster:
- 4 cooking zones Ø 22.0 cm, 2.1 kW (3.7 kW)

Design, comfort – hob

- Frameless
- Smart Slider
- Touch Control
- 2 × combi induction
- Flexible linking – Any two cooking zones can be combined into one cooking zone
- Boost function for all induction cooking zones
- Electronic control in 10 power levels
- Automatic safety switch-off
- Digital display of cooking levels in white
- Toggle function with fixed temperatures (40°C, 70°C and 98°C)
- Cooking Chef Mode, Pause and Recall
- Residual heat display
- Pot detection
- Child lock
- Timer
- Countdown function
- Flush-mounted installation possible

Dimensions H × W × D

- Appliance dimensions: 82.7 – 98.2 × 90.0 × 53.0 cm
- Installation dimensions: 5.8 × 86.2 × 49.5 cm

Output, consumption – extractor fan

- Voltage: 220 – 240 V
- Total connected load: 165 W
- Energy efficiency class: A+++
- Average power consumption: 30.8 kWh/year
- Fan efficiency class: A
- Grease filter efficiency class: B
- Noise min./ max. normal level/ intensive level:
- Min. 45 dB (A) max. 65 dB (A) max. 70 dB (A)
- Fan output max. normal level/ intensive level*:
- In extraction mode 576 m³/h/ 734 m³/h
- In circulation mode 450 m³/h/ 560 m³/h

Design, comfort – extractor fan

- Electronic opening of the extractor fan
- Glass ceramic, black
- Suitable for installation in a kitchenette or kitchen island
- Optional extraction or circulation mode (carbon filter required for circulation mode)
- 6-level fan output controllable via Touch Control
- 5 power levels + 1 intensive level
- Intensive level with automatic reset for extraction mode
- Automatic, three-level blower overrun of 5/ 10 and 20 minutes with LED display
- Metal grease filter and carbon filter saturation indication by LED control lamp
- To clean /evacuate the metal grease filter and the water collection tank, the appliance automatically blocks after 40 hours of operation
- Automatic overrun for circulation mode
- Water collection tank: 0.75 litre capacity
- Powerful and quiet blower

Accessories

- Metal grease filter, dishwasher-safe

Special accessories: see page 98 – 101



Automatic opening of the extractor fan



Stand-alone hob, combi induction with integrated extractor fan

5IX 94291

EG 1397



Output, consumption – hob

- Voltage: 220 – 240 V
- Total connected load: 7.4 kW
- 4 induction cooking zones with booster:
- 4 cooking zones Ø 19.0 × 21.0 cm, 2.1 kW (3.0 kW)

Design, comfort – hob

- Frameless
- Touch Control
- 2 × combi induction
- Flexible linking – Any two cooking zones can be combined into one cooking zone
- Boost function for all induction cooking zones
- Electronic control in 10 power levels
- Automatic safety switch-off
- Digital display of cooking levels
- Residual heat display for each cooking zone
- Pot detection
- Child lock
- Timer – simultaneously adjustable for each cooking zone
- Countdown function
- Power management
- Flush-mounted installation possible

Dimensions H × W × D

- Appliance dimensions: 82.7 – 98.2 × 90.0 × 53.0 cm
- Installation dimensions: 5.8 × 86.2 × 49.5 cm

Output, consumption – extractor fan

- Voltage: 220 – 240 V
- Total connected load: 165 W
- Energy efficiency class: A+++
- Average power consumption: 30.8 kWh/year
- Fan efficiency class: A
- Grease filter efficiency class: B
- Noise min./ max. intensive level/ normal level:
- Min. 45 dB (A) Max. 65 dB (A) Max. 70 dB (A)
- Fan output max. Normal level/ Intensive level*:
- In extraction mode 576 m³/h/ 734 m³/h
- In circulation mode 450 m³/h/ 560 m³/h

Design, comfort – extractor fan

- Glass ceramic, black
- Suitable for installation in a kitchenette or kitchen island
- Optional extraction or circulation mode (carbon filter required for circulation mode)
- Electronic opening of the extractor fan
- 6-level fan output controllable via Touch Control
- 5 power levels + 1 intensive level
- Intensive level with automatic reset for extraction mode
- Automatic, three-level blower overrun of 5/ 10 and 20 minutes with LED display
- Metal grease filter and carbon filter saturation indication by LED control lamp
- To clean /evacuate the metal grease filter and the water collection tank, the appliance automatically blocks after 40 hours of operation
- Automatic overrun for circulation mode
- Water collection tank: 0.75 litre capacity
- Powerful and quiet blower

Accessories

- Metal grease filter, dishwasher-safe

Special accessories: see page 98 – 101



Automatic opening of the extractor fan



In a range from: A+++ to D


* According to EU Regulation no. 65 / 2014/ fan power according to EN 61591

* For more information on the 5-year warranty, see page 7.



MULTI CONTROL

A unique match

Here everything comes together that belongs together: Blaupunkt hobs with Multi Control  form a unique combination – together with the Multi Control extractor fan hoods. These can be easily controlled using the hob operating panel, and automatically adjust their output in line with the heat generated by the hob.



Here you can find all the
information about Multi Control



EXTRACTOR FAN HOODS

Seared crispy or gently steamed: each meal preparation leaves traces behind in the room. Blaupunkt extractor fan hoods provide fresh air after each cooking experience.



Island hood

5DF 92760

EG 1809



Output, consumption

- Voltage: 220 – 240 V
- Total connected load: 208.2 W
- Energy efficiency class: A*
- Average power consumption: 51 kWh / year*
- Fan efficiency class: A*
- Light efficiency class: A*
- Grease filter efficiency class: B*
- Noise min. / max. Normal level: 48 / 64 dB*
- Fan output max. Normal level / Intensive level*:
- In extraction mode 521 m³ / h / 650 m³ / h
- In circulation mode 380 m³ / h / 480 m³ / h

Design, comfort

- Black painted stainless steel
- For ceiling installation above kitchen islands
- Multi Control
- Optional extraction or circulation mode (an activated carbon filter required for circulation mode)
- 4-level fan power (3 power levels + 1 intensive level) controllable through Multi Control
- Intensive levels with automatic reset
- High, fine-tunable fan power
- Powerful and quiet blower
- Uniform, bright lighting with 2 × 4.1 W LED modules
- Illuminance: 270 lux
- Colour temperature: 4,000 K

Accessories

- Metal grease filter, dishwasher-safe
- Remote control

Special accessories: see page 102 – 105

Dimensions H × W × D

- Appliance dimensions, extraction: 90.0 – 109.0 × 140.0 × 60.0 cm
- Appliance dimensions, circulation: 96.5 – 120.0 × 140.0 × 60.0 cm

Island hood

5DS 99770

EG 1843



Output, consumption

- Voltage: 220 – 240 V
- Total connected load: 278 W
- Energy efficiency class: A+*
- Average power consumption: 47 kWh / year*
- Fan efficiency class: A*
- Light efficiency class: A*
- Grease filter efficiency class: B*
- Noise min. / max. Normal level: 52 / 65 dB*
- Fan output max. Normal level / Intensive level*:
- In extraction mode max. 580 m³ / h / 700 m³ / h
- In circulation mode max. 450 m³ / h / 500 m³ / h

Design, comfort

- Black painted stainless steel and black glass panel
- For ceiling installation above kitchen islands
- Smart Slider
- Touch Control
- Optional extraction or circulation mode (an activated carbon filter required for circulation mode)
- Electronic control
- 4-level fan power (3 power levels + 1 intensive level) controllable via Smart Slider with LED display
- Intensive levels with automatic reset
- Powerful and quiet blower
- Uniform, bright lighting with 4 × 2 W LED lamps
- Illuminance: 180 lux
- Colour temperature: 4,000 K

Accessories

- Metal grease filter, dishwasher-safe
- Incl. exhaust air shaft

Special accessories: see page 102 – 105

Dimensions H × W × D


- Appliance dimensions, extraction: 77.0 – 106.0 × 90.0 × 58.0 cm
- Appliance dimensions, circulation: 77.0 – 106.0 × 90.0 × 58.0 cm



Island hood

5DB 99751

EG 1872



Output, consumption

- Voltage: 220 – 240 V
- Total connected load: 225.4 W
- Energy efficiency class: A*
- Average power consumption: 44 kWh / year*
- Fan efficiency class: A*
- Light efficiency class: A*
- Grease filter efficiency class: C*
- Noise min. / max. Normal level: 48 / 62 dB*
- Fan output max. Normal level / Intensive level*:
- In extraction mode 560 m³ / h / 626 m³ / h
- In circulation mode 394 m³ / h / 445 m³ / h

Design, comfort

- Stainless steel
- For ceiling installation above kitchen islands
- Multi Control
- Touch Control
- Optional extraction or circulation mode (an activated carbon filter required for circulation mode)
- 4-level fan power (3 power levels + 1 intensive level) controllable through Multi Control
- Intensive levels with automatic reset
- Powerful and quiet blower
- Uniform, bright lighting with 2 × 2.7 W LED modules
- Illuminance: 152 lux
- Colour temperature: 4,000 K

Accessories

- Metal grease filter, dishwasher-safe
- Incl. exhaust air shaft

Special accessories: see page 102 – 105

Dimensions H × W × D

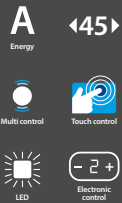
- Appliance dimensions, extraction: 76.0 – 103.0 × 90.0 × 60.0 cm
- Appliance dimensions, circulation: 84.0 – 114.0 × 90.0 × 60.0 cm



Island hood

5DB 96453

EG 1813



Output, consumption

- Voltage: 220 – 240 V
- Total connected load: 225.4 W
- Energy efficiency class: A*
- Average power consumption: 43 kWh / year*
- Fan efficiency class: A*
- Light efficiency class: A*
- Grease filter efficiency class: C*
- Noise min. / max. Normal level: 48 / 60 dB*
- Fan output max. Normal level / Intensive level*:
- In circulation mode 394 m³ / h / 445 m³ / h

Design, comfort

- Stainless steel and black painted stainless steel
- For ceiling installation above kitchen islands
- Multi Control
- Touch Control
- Circulation hood (an activated carbon filter required for circulation mode)
- Electronic control
- 4-level fan power (3 power levels + 1 intensive level) controllable through Multi Control
- Intensive levels with automatic reset
- Powerful and quiet blower
- Uniform, bright lighting with 2 × 2.7 W LED modules
- Colour temperature: 4,000 K

Accessories

- Metal grease filter, dishwasher-safe

Special accessories: see page 102 – 105


Dimensions H × W × D

- Appliance dimensions, circulation: 170.5 × 45.0 × 45.0 cm



In a range from:
A+++ to D

* According to
EU Regulation
no. 65 / 2014 / fan
power according to
EN 61591



Thanks to the lift function, the hood moves down to the desired height almost noiselessly

The hood can be raised elegantly to the ceiling when not in use, creating space above the hob and serving as a lamp to light the kitchen

Made of glass and stainless steel, the hood stands out for its extremely clear and elegant design

Island hood

5SL 92500

EG 1849

Output, consumption

- Voltage: 220 – 240 V
- Total connected load: 194 W
- Noise min./max. normal level: 55 / 66 dB*
- Fan output max. normal level / intensive level*:
- In circulation mode 500 m³ / h / 550 m³ / h

Design, comfort

- Black Glass and Dark Steel
- For ceiling installation above kitchen islands
- Circulation mode (activated carbon filter required for circulation mode)
- Electronic control
- 4-level fan power (3 power levels + 1 intensive level) controllable through remote control
- Intensive levels with automatic reset
- Powerful and quiet blower
- Uniform, bright lighting with 1 × 16 W LED modules
- Colour temperature: 4,000 K



Accessories

- Metal grease filter, dishwasher-safe
- Remote control

Special accessories: see page 102 – 105

Dimensions H × W × D

- Device dimensions closed: 28.0 × 108.7 × 58.7 cm
- Device dimensions extended: 128.0 × 108.7 × 58.7 cm

In a range from:
A+++ to D





* According to
EU Regulation
no. 65 / 2014 / fan
power according to
EN 61591

Oblique hood

5DL 69654

EG 1838



Output, consumption

- Voltage: 220 – 240 V
- Total connected load: 276 W
- Energy efficiency class: A+*
- Average power consumption: 46.4 kWh / year*
- Fan efficiency class: A*
- Light efficiency class: A*
- Grease filter efficiency class: C*
- Noise min. / max. Normal level: 52 / 64 dB*
- Fan output max. Normal level / Intensive level*:
- In extraction mode 630 m³ / h / 790 m³ / h
- In circulation mode 385 m³ / h / 430 m³ / h

Design, comfort

- Black glass screen with Dark Steel front
- With gas pressure damper
- For wall installation above cooking zones
- Optional extraction or circulation mode (an activated carbon filter required for circulation mode)
- Electronic control
- 4-level fan power (3 power levels + 1 intensive level) controllable through Multi Control
- Filter saturation display
- Powerful and quiet blower
- High, fine-tunable fan power
- Edge suction
- Uniform, bright lighting with 2 × 2.7 W LED lamps
- Illuminance: 154 lux
- Colour temperature: 4,000 K

Accessories

- Metal grease filter, dishwasher-safe
- Incl. exhaust air shaft

Special accessories: see page 102 – 105

Dimensions H × W × D

- Appliance dimensions, extraction: 71.2 – 102.2 × 90.0 × 34.0 cm
- Appliance dimensions, circulation: 83.7 – 102.2 × 90.0 × 34.0 cm

In a range from: A+++ to D

* According to EU Regulation no. 65 / 2014 / fan power according to EN 61591


* For more information on the 5-year warranty, see page 7.



Oblique hood

5DL 69850 New

EG 1862



Output, consumption

- Voltage: 220 – 240 V
- Total connected load: 252 W
- Energy efficiency class: A*
- Average power consumption: 56.8 kWh / year*
- Fan efficiency class: A*
- Light efficiency class: A*
- Grease filter efficiency class: B*
- Noise min. / max. normal level: 48 / 62 dB*
- Fan output max. normal level / Intensive level*:
- in extraction mode max. 590 m³ / h / 740 m³ / h
- in circulation mode max. 390 m³ / h / 400 m³ / h

Design, comfort

- Stainless steel / Black painted stainless steel
- With gas pressure damper
- For wall installation above cooking zones
- Multi Control
- Touch Control
- Optional extraction or circulation mode (activated carbon filter required for circulation mode)
- Electronic control
- 4-level fan power (3 power levels + 1 intensive level) controllable through Multi Control
- Intensive levels with automatic reset
- Powerful and quiet blower
- Uniform, bright lighting with 2 × 1 W LED modules
- Illuminance: 250 lux
- Colour temperature: 4,000 K

Accessories

- Metal grease filter, dishwasher-safe
- Exhaust air shaft

Special accessories: see page 102 – 105

Dimensions H × W × D


- Appliance dimensions, extraction: 73.2 – 91.7 × 90.0 × 38.4 cm
- Appliance dimensions, circulation: 83.7 – 102.2 × 90.0 × 38.4 cm



Oblique hood

5DL 68850 New

EG 1848



Output, consumption

- Voltage: 220 – 240 V
- Total connected load: 252 W
- Energy efficiency class: A*
- Average power consumption: 56.8 kWh / year*
- Fan efficiency class: A*
- Light efficiency class: A*
- Grease filter efficiency class: B*
- Noise min. / max. normal level: 48 / 62 dB*
- Fan output max. normal level / Intensive level*:
- in extraction mode max. 590 m³ / h / 740 m³ / h
- in circulation mode max. 390 m³ / h / 400 m³ / h

Design, comfort

- Stainless steel / Black painted stainless steel
- With gas pressure damper
- For wall installation above cooking zones
- Multi Control
- Touch Control
- Optional extraction or circulation mode (activated carbon filter required for circulation mode)
- Electronic control
- 4-level fan power (3 power levels + 1 intensive level) controllable through Multi Control
- Intensive levels with automatic reset
- Powerful and quiet blower
- Uniform, bright lighting with 2 × 1 W LED modules
- Illuminance: 250 lux
- Colour temperature: 4,000 K

Accessories

- Metal grease filter, dishwasher-safe
- Exhaust air shaft

Special accessories: see page 102 – 105

Dimensions H × W × D

- Appliance dimensions, extraction: 73.2 – 91.7 × 80.0 × 38.4 cm
- Appliance dimensions, circulation: 83.7 – 102.2 × 80.0 × 38.4 cm



Oblique hood

5DL 66850 New

EG 1839



Output, consumption

- Voltage: 220 – 240 V
- Total connected load: 252 W
- Energy efficiency class: A*
- Average power consumption: 56.8 kWh / year*
- Fan efficiency class: A*
- Light efficiency class: A*
- Grease filter efficiency class: B*
- Noise min. / max. normal level: 48 / 62 dB*
- Fan output max. normal level / Intensive level*:
- in extraction mode max. 590 m³ / h / 740 m³ / h
- in circulation mode max. 390 m³ / h / 400 m³ / h

Design, comfort

- Stainless steel / Black painted stainless steel
- With gas pressure damper
- For wall installation above cooking zones
- Multi Control
- Touch Control
- Optional extraction or circulation mode (activated carbon filter required for circulation mode)
- Electronic control
- 4-level fan power (3 power levels + 1 intensive level) controllable through Multi Control
- Intensive levels with automatic reset
- Powerful and quiet blower
- Uniform, bright lighting with 2 × 1 W LED modules
- Illuminance: 250 lux
- Colour temperature: 4,000 K

Accessories

- Metal grease filter, dishwasher-safe
- Exhaust air shaft

Special accessories: see page 102 – 105

Dimensions H × W × D

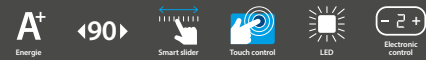
- Appliance dimensions, extraction: 73.2 – 91.7 × 60.0 × 38.4 cm
- Appliance dimensions, circulation: 83.7 – 102.2 × 60.0 × 38.4 cm



Wall hood

5DS 69770

EG 1835



Output, consumption

- Voltage: 220 – 240 V
- Total connected load: 274 W
- Energy efficiency class: A+*
- Average power consumption: 43 kWh/year*
- Fan efficiency class: A*
- Light efficiency class: A*
- Grease filter efficiency class: B*
- Noise min./max. Normal level: 52/65 dB*
- Fan output max. Normal level/Intensive level*:
- In extraction mode max. 580 m³/h/700 m³/h
- In circulation mode max. 450 m³/h/500 m³/h

Design, comfort

- Black painted stainless steel and black glass screen
- For wall installation above cooking zones
- Smart Slider
- Touch Control
- Optional extraction or circulation mode (an activated carbon filter required for circulation mode)
- Electronic control
- 4-level fan power (3 power levels + 1 intensive level) controllable via Smart Slider with LED display
- Intensive levels with automatic reset
- Powerful and quiet blower
- Uniform, bright lighting with 2 × 2 W LED lamps
- Illuminance: 180 lux
- Colour temperature: 4,000 K

Accessories

- Metal grease filter, dishwasher-safe
- Incl. exhaust air shaft

Special accessories: see page 102 – 105

Dimensions H × W × D


- Appliance dimensions, extraction: 79.0 – 106.0 × 90.0 × 45.0 cm
- Appliance dimensions, circulation: 79.0 – 106.0 × 90.0 × 45.0 cm



Wall hood

5DB 69254

EG 1857



Output, consumption

- Voltage: 220 – 240 V
- Total connected load: 225.4 W
- Energy efficiency class: A*
- Average power consumption: 44 kWh/year*
- Fan efficiency class: A*
- Light efficiency class: A*
- Grease filter efficiency class: C*
- Noise min./max. Normal level: 48/62 dB*
- Fan output max. Normal level/Intensive level*:
- In extraction mode 560 m³/h/632 m³/h
- In circulation mode 394 m³/h/445 m³/h

Design, comfort

- Stainless steel
- For wall installation above cooking zones
- Multi Control
- Optional extraction or circulation mode (carbon filter required for circulation mode)
- Electronic control
- 4-level fan power (3 power levels + 1 intensive level) controllable through Multi Control
- Intensive levels with automatic reset
- Powerful and quiet blower
- Uniform, bright lighting with 2 × 2.7 W LED modules
- Colour temperature: 4,000 K

Accessories

- Metal grease filter, dishwasher-safe
- Incl. exhaust air shaft

Special accessories: see page 102 – 105

Dimensions H × W × D

- Appliance dimensions, extraction: 64.0 – 106.0 × 90.0 × 48.0 cm
- Appliance dimensions, circulation: 71.0 – 113.0 × 90.0 × 48.0 cm



Wall hood

5DB 66254

EG 1846



Output, consumption

- Voltage: 220 – 240 V
- Total connected load: 225.4 W
- Energy efficiency class: A*
- Average power consumption: 44 kWh/year*
- Fan efficiency class: A*
- Light efficiency class: A*
- Grease filter efficiency class: C*
- Noise min./max. Normal level: 48/62 dB*
- Fan output max. Normal level/Intensive level*:
- In extraction mode 560 m³/h/632 m³/h
- In circulation mode 394 m³/h/445 m³/h

Design, comfort

- Stainless steel
- For wall installation above cooking zones
- Multi Control
- Optional extraction or circulation mode (carbon filter required for circulation mode)
- Electronic control
- 4-level fan power (3 power levels + 1 intensive level) controllable through Multi Control
- Intensive levels with automatic reset
- Powerful and quiet blower
- Uniform, bright lighting with 2 × 2.7 W LED modules
- Colour temperature: 4,000 K

Accessories

- Metal grease filter, dishwasher-safe
- Incl. exhaust air shaft

Special accessories: see page 102 – 105

Dimensions H × W × D

- Appliance dimensions, extraction: 64.0 – 106.0 × 60.0 × 48.0 cm
- Appliance dimensions, circulation: 71.0 – 113.0 × 60.0 × 48.0 cm



In a range from:
A+++ to D

* According to
EU Regulation
no. 65/2014/fan
power according to
EN 61591

Wall hood

5DB 69753

EG 1834



Output, consumption

- Voltage: 220 – 240 V
- Total connected load: 123 W
- Energy efficiency class: C*
- Average power consumption: 64.8 kWh / year*
- Fan efficiency class: E*
- Light efficiency class: D*
- Grease filter efficiency class: C*
- Noise min. / max. Normal level: 54 / 68 dB*
- Fan output max. Normal level:
- In extraction mode 435 m³ / h
- In circulation mode 265 m³ / h

Design, comfort

- Stainless steel
- For wall installation above cooking zones
- Optional extraction or circulation mode (carbon filter required for circulation mode)
- Mechanical 3-level control
- Intensive levels with automatic reset
- Uniform, bright lighting with 2 × 4 W LED lamps
- Illuminance: 100 lux
- Colour temperature: 3,000 K

Accessories

- Metal grease filter, dishwasher-safe
- Incl. exhaust air shaft

Special accessories: see page 102 – 105

Dimensions H × W × D

- Appliance dimensions, extraction: 66.7 – 94.0 × 90.0 × 45.0 cm
- Appliance dimensions, circulation: 79.0 – 106.0 × 90.0 × 45.0 cm

Wall hood

5DB 66753

EG 1833



Output, consumption

- Voltage: 220 – 240 V
- Total connected load: 123 W
- Energy efficiency class: C*
- Average power consumption: 64.8 kWh / year*
- Fan efficiency class: E*
- Light efficiency class: D*
- Grease filter efficiency class: C*
- Noise min. / max. Normal level: 54 / 68 dB*
- Fan output max. Normal level:
- In extraction mode 435 m³ / h
- In circulation mode 265 m³ / h

Design, comfort

- Stainless steel
- For wall installation above cooking zones
- Optional extraction or circulation mode (carbon filter required for circulation mode)
- Mechanical 3-level control
- Intensive levels with automatic reset
- Uniform, bright lighting with 2 × 4 W LED lamps
- Illuminance: 100 lux
- Colour temperature: 3,000 K

Accessories

- Metal grease filter, dishwasher-safe
- Incl. exhaust air shaft

Special accessories: see page 102 – 105

Dimensions H × W × D

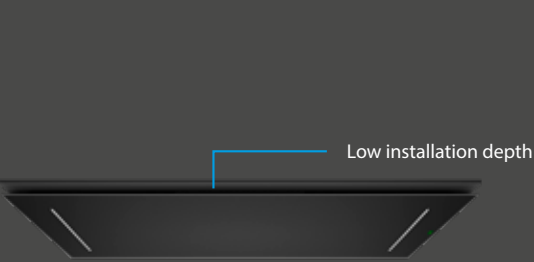
- Appliance dimensions, extraction: 66.7 – 94.0 × 60.0 × 45.0 cm
- Appliance dimensions, circulation: 79.0 – 106.0 × 60.0 × 45.0 cm



Ceiling fan

5DD 72557 New

EG 1836



Output, consumption

- Voltage: 220 – 240 V
- Total connected load: 173.4 W
- Energy efficiency class: A+*
- Average power consumption: 42 kWh / year*
- Fan efficiency class: A*
- Light efficiency class: A*
- Grease filter efficiency class: C*
- Noise min. / max. normal level: 48 / 64 dB*
- Fan output max. normal level / Intensive level*:
- In extraction mode 566 m³ / h / 703 m³ / h
- In circulation mode 413 m³ / h / 519 m³ / h

Design, comfort

- Black painted stainless steel and black glass
- For ceiling installation above kitchen islands
- Multi Control
- Optional extraction or circulation mode (activated carbon filter required for circulation mode)
- Electronic control
- 6-level fan power (5 power levels + 1 intensive level) controllable through Multi Control
- Intensive levels with automatic reset
- Powerful and quiet blower
- Uniform, bright lighting with 2 × 4.2 W LED modules
- Colour temperature: 4,000 K

Accessories

- Metal grease filter, dishwasher-safe
- Remote control

Special accessories: see page 102 – 105

Dimensions H × W × D

- Appliance dimensions: max. 16.1 × 120.0 × 55.0 cm



Ceiling fan

5DD 72556

EG 1847



Output, consumption

- Voltage: 220 – 240 V
- Total connected load: 98 W
- Noise min. / max. Normal level: 55 / 68 dB*
- Fan output max. Normal level / Intensive level*:
- In circulation mode 480 m³ / h / 550 m³ / h

Design, comfort

- Black painted stainless steel and black glass
- For ceiling installation above kitchen islands
- Multi Control
- Circulation mode (carbon filter is required for circulation mode)
- Electronic control
- 4-level fan power (3 power levels + 1 intensive level) controllable through Multi Control
- Intensive levels with automatic reset
- Powerful and quiet blower
- Uniform, bright lighting with 2 × 4 W LED modules
- Optional extendible Multi Control function: LED light with adjustable brightness and colour temperature
- Colour temperature: 4,000 K

Accessories

- Metal grease filter, dishwasher-safe
- Remote control

Special accessories: see page 102 – 105

Dimensions H × W × D

- Appliance dimensions: 16.1 × 90.0 × 55.0 cm



In a range from:
A+++ to D

* According to
EU Regulation
no. 65 / 2014 / fan
power according to
EN 61591

Flat hood

5DA 39452

EG 1825



Output, consumption

- Voltage: 220 – 240 V
- Total connected load: 76 W
- Energy efficiency class: A*
- Average power consumption: 48.3 kWh / year*
- Fan efficiency class: B*
- Light efficiency class: A*
- Grease filter efficiency class: C*
- Noise min. / max. Normal level: 50 / 63 dB*
- Fan output max. Normal level / Intensive level*:
- In extraction mode 266 / 412 m³ / h
- In circulation mode 166 / 353 m³ / h

Design, comfort

- Optional extraction or circulation mode (starter set required for circulation mode)
- For wall-mounted cabinet 90 cm
- Energy-saving operation thanks to efficient BLDC technology
- High, fine-tunable fan power through electronic control
- 4-level fan power (3 power levels + 1 intensive level), controllable via short-stroke keys
- Intensive levels with automatic reset
- Powerful and quiet blower / Eco Engine
- Uniform, bright lighting with 3 × 1.5 W LED lamps
- Illuminance: 355 lux
- Colour temperature: 3,500 K

Accessories

- Metal grease filter, dishwasher-safe

Special accessories: see page 102 – 105

Dimensions H × W × D

- Appliance dimensions, extraction: 20.3 × 89.8 × 29.0 cm
- Appliance dimensions, circulation: 20.3 × 89.8 × 29.0 cm

In a range from: A+++ to D

* According to EU Regulation no. 65 / 2014 / fan power according to EN 61591



Flat hood

5DA 36453

EG 1824



Output, consumption

- Voltage: 220 – 240 V
- Total connected load: 74 W
- Energy efficiency class: A*
- Average power consumption: 48.3 kWh / year*
- Fan efficiency class: B*
- Light efficiency class: A*
- Grease filter efficiency class: C*
- Noise min. / max. Normal level: 49 / 62 dB*
- Fan output max. Normal level / Intensive level*:
- In extraction mode 271 / 405 m³ / h
- In circulation mode 174 / 360 m³ / h

Design, comfort

- Optional extraction or circulation mode (starter set required for circulation mode)
- For wall-mounted cabinet 60 cm
- Energy-saving operation thanks to efficient BLDC technology
- High, fine-tunable fan power through electronic control
- 4-level fan power (3 power levels + 1 intensive level), controllable via short-stroke keys
- Intensive levels with automatic reset
- Powerful and quiet blower / Eco Engine
- Uniform, bright lighting with 2 × 1.5 W LED lamps
- Illuminance: 355 lux
- Colour temperature: 3,500 K

Accessories

- Metal grease filter, dishwasher-safe

Special accessories: see page 102 – 105

Dimensions H × W × D

- Appliance dimensions, extraction: 20.3 × 59.8 × 29.0 cm
- Appliance dimensions, circulation: 20.3 × 59.8 × 29.0 cm



Flat hood

5DA 36258

EG 1804



Output, consumption

- Voltage: 220 – 240 V
- Total connected load: 118 W
- Energy efficiency class: B*
- Average power consumption: 38.6 kWh / year*
- Fan efficiency class: C*
- Light efficiency class: D*
- Grease filter efficiency class: B*
- Noise min. / max. Normal level: 54 / 67 dB
- Fan power*:
- In extraction mode max. 340 m³ / h
- In circulation mode max. 140 m³ / h

Design, comfort

- Optional extraction or circulation mode (an activated carbon filter required for circulation mode)
- For wall-mounted cabinet 60 cm
- Telescopic extension without panel
- Panel from original light strip from kitchen furniture manufacturer
- 3-level fan power controllable via slide switch
- Automatic switch-on and switch-off by pressing the moving filter surface
- Uniform, bright lighting with 2 × 4 W LED lamps
- Illuminance: 130 lux
- Colour temperature: 3,000 K

Accessories

- Metal grease filter, dishwasher-safe

Special accessories: see page 102 – 105

Dimensions H × W × D

- Appliance dimensions: 17.5 × 59.8 × 26.0 cm
- Installation dimensions: 13.5 × 49.7 × 22.7 cm



Fan module

5DA 46450 New

EG 1912



Output, consumption

- Voltage: 220 – 240 V
- Total connected load: 252 W
- Energy efficiency class: B*
- Average power consumption: 67.5 kWh / year*
- Fan efficiency class: B
- Light efficiency class: A*
- Grease filter efficiency class: C*
- Noise min. / max. normal level: 54 / 66 dB*
- Fan output max. normal level / Intensive level*:
- In extraction mode 580 m³ / h / 670 m³ / h
- In circulation mode 410 m³ / h / 420 m³ / h

Design, comfort

- Fan module with white glass
- Optional extraction or circulation mode (activated carbon filter required for circulation mode)
- Soft push buttons (3 power levels + 1 intensive level)
- Intensive levels with automatic reset
- High, fine-tunable fan power through electronic control
- Edge suction
- Uniform, bright lighting with 2 × 1 W LED lamp
- Illuminance: 200 lux
- Colour temperature: 4,000 K

Accessories

- Metal grease filter, dishwasher-safe

Special accessories: see page 102 – 105

Dimensions H × W × D


- Appliance dimensions, extraction: 33.75 × 52.2 × 28.6 cm
- Appliance dimensions, circulation: 33.75 × 52.2 × 28.6 cm



Fan module

5DA 29450

EG 1827



Output, consumption

- Voltage: 220 – 240 V
- Total connected load: 155 W
- Energy efficiency class: D*
- Average power consumption: 82 kWh / year*
- Fan efficiency class: E*
- Light efficiency class: A*
- Grease filter efficiency class: C*
- Noise min. / max. normal level: 57 / 68 dB*
- Fan output max. Normal level / Intensive level*:
- In extraction mode 360 m³ / h
- In circulation mode 200 m³ / h

Design, comfort

- Fan module with glass panel
- Optional extraction or circulation mode (activated carbon filter required for circulation mode)
- For wall-mounted cabinet 90 cm
- 3-level fan power adjustable via control knob
- Uniform, bright lighting with 2 × 1.1 W LED bulbs
- Illuminance: 180 lux
- Colour temperature: 3,000 K

Accessories

- Metal grease filter, dishwasher-safe

Special accessories: see page 102 – 105

Dimensions H × W × D


- Appliance dimensions, extraction: 34.0 × 89.8 × 32.0 cm
- Appliance dimensions, circulation: 34.0 × 89.8 × 32.0 – 36.0 cm



Fan module

5DA 26450

EG 1826



Output, consumption

- Voltage: 220 – 240 V
- Total connected load: 155 W
- Energy efficiency class: D*
- Average power consumption: 82 kWh / year*
- Fan efficiency class: E*
- Light efficiency class: A*
- Grease filter efficiency class: C*
- Noise min. / max. normal level: 57 / 68 dB*
- Fan output max. Normal level / Intensive level*:
- In extraction mode 360 m³ / h
- In circulation mode 200 m³ / h

Design, comfort

- Fan module with glass panel
- Optional extraction or circulation mode (activated carbon filter required for circulation mode)
- For wall-mounted cabinet 60 cm
- 3-level fan power adjustable via control knob
- Uniform, bright lighting with 2 × 1.1 W LED bulbs
- Illuminance: 180 lux
- Colour temperature: 3,000 K

Accessories

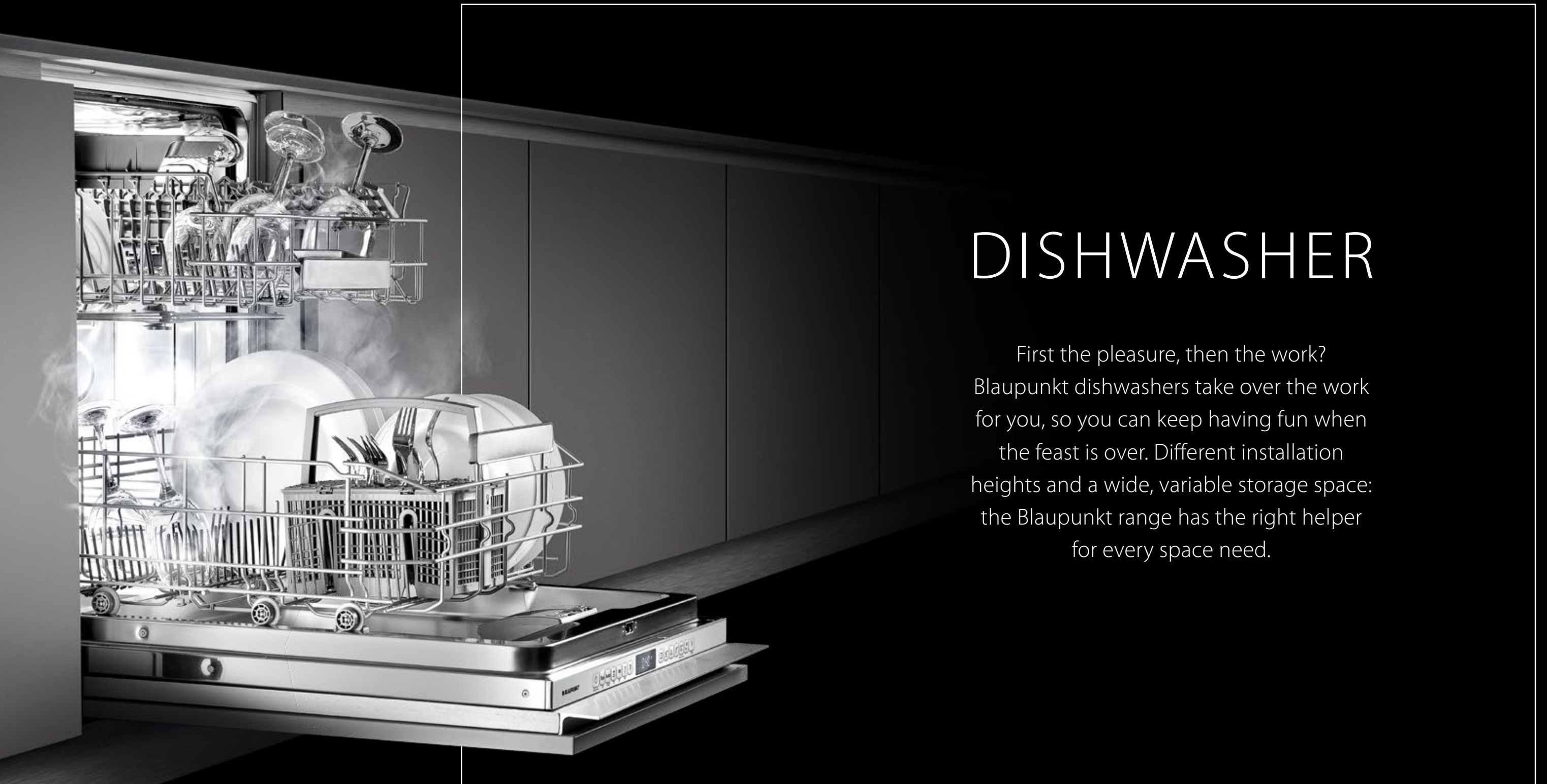
- Metal grease filter, dishwasher-safe

Special accessories: see page 102 – 105

Dimensions H × W × D

- Appliance dimensions, extraction: 34.0 × 59.8 × 32.0 cm
- Appliance dimensions, circulation: 34.0 × 59.8 × 32.0 – 36.0 cm





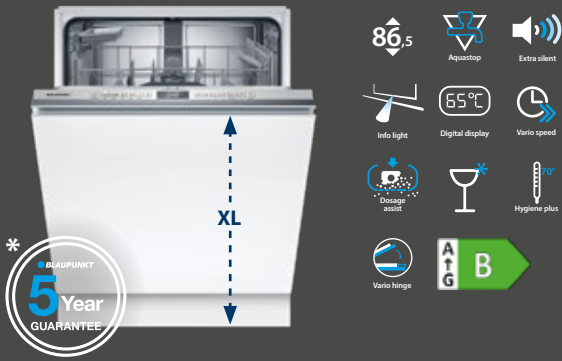
DISHWASHER

First the pleasure, then the work?
Blaupunkt dishwashers take over the work
for you, so you can keep having fun when
the feast is over. Different installation
heights and a wide, variable storage space:
the Blaupunkt range has the right helper
for every space need.

Built-in dishwasher, fully integrated

5VH 6X01EBE New

EG 1683



Output, consumption

- Energy efficiency class: B¹⁾
- Noise efficiency class: B
- Capacity: 13 standard place settings
- Energy²⁾ / water³⁾: 64 kWh / 9 l
- Noise: 42 dB (A) re 1 pW
- Connected loads: 220 – 240 V / 2.4 kW

Features

- 6 programmes: Intensive 70 °C, Auto 45 °C – 65 °C, Eco 50 °C, Glass 40 °C, 1 h 65 °C, Pre-Rinse
- Machine cleaning programme
- 5 cleaning temperatures
- Hygiene Plus, Extra Dry, Half Load
- Vario Speed Plus
- Regeneration electronics / immersion heater with integrated pump system (BLDC)
- Dosing assistant
- Aqua sensor / load sensor
- Automatic cleaning / glass protection technology
- Alternating rinse technology
- Heat exchanger
- Eco drying
- Acoustic program finish signal
- Aquastop
- InfoLight, blue
- Vario hinge

Design, comfort

- Fully integrable behind kitchen cabinet door
- Control panel on top of inside door
- Electrical time pre-selection: 1 – 24 hours / remaining time display
- Electrical refill display for salt / rinse agent
- Digital display
- Programme status display (LED)
- Self-cleaning screen with triple shaft filter system
- Cup racks in upper basket (2 ×)
- Cutlery basket in upper basket
- Vario cutlery basket in lower basket
- Rack stopper to prevent the lower basket from rolling too far
- Height-adjustable upper basket with Rackmatic (3-level)
- Folding spine rows in lower basket (2 ×)
- Stainless steel interior

Special accessories: see page 106

Dimensions H × W × D

- Appliance dimensions: 86.5 × 59.8 × 55.0 cm
- Recess dimensions: 86.5 – 92.5 × 60.0 × 55.0 cm



¹⁾ On an energy efficiency class scale from A to G

²⁾ Energy consumption in kWh/100 operating cycles (in Eco programme)

³⁾ Water consumption in litres / operating cycle (in Eco programme)

* For more information on the 5-year warranty, see page 7.

Built-in dishwasher, fully integrated

5VF 6X01EBE New

EG 1669



Output, consumption

- Energy efficiency class: B¹⁾
- Noise efficiency class: B
- Capacity: 13 standard place settings
- Energy²⁾ / water³⁾: 64 kWh / 9 l
- Noise: 42 dB (A) re 1 pW
- Connected loads: 220 – 240 V / 2.4 kW

Features

- 6 programmes: Intensive 70 °C, Auto 45 °C – 65 °C, Eco 50 °C, Glass 40 °C, 1 h 65 °C, Pre-Rinse
- Machine cleaning programme
- 5 cleaning temperatures
- Hygiene Plus, Extra Dry, Half Load
- Vario Speed Plus
- Regeneration electronics / immersion heater with integrated pump system (BLDC)
- Dosing assistant
- Aqua sensor / load sensor
- Automatic cleaning / glass protection technology
- Alternating rinse technology
- Heat exchanger
- Eco drying
- Acoustic program finish signal
- Aquastop
- InfoLight, blue
- Vario hinge

Design, comfort

- Fully integrable behind kitchen cabinet door
- Control panel on top of inside door
- Electrical time pre-selection: 1 – 24 hours / remaining time display
- Electrical refill display for salt / rinse agent
- Digital display
- Programme status display (LED)
- Self-cleaning screen with triple shaft filter system
- Cup racks in upper basket (2 ×)
- Cutlery basket in upper basket
- Vario cutlery basket in lower basket
- Rack stopper to prevent the lower basket from rolling too far
- Height-adjustable upper basket with Rackmatic (3-level)
- Folding spine rows in lower basket (2 ×)
- Stainless steel interior

Special accessories: see page 106

Dimensions H × W × D

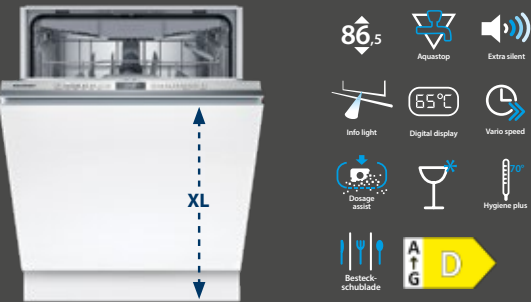
- Appliance dimensions: 81.5 × 59.8 × 55.0 cm
- Recess dimensions: 81.5 – 87.5 × 60.0 × 55.0 cm



Built-in dishwasher, fully integrated

5VH 6X01HVE New

EG 1682



Output, consumption

- Energy efficiency class: D¹⁾
- Noise efficiency class: C
- Capacity: 14 standard place settings
- Energy²⁾ / water³⁾: 85 kWh / 9 l
- Noise: 46 dB (A) re 1 pW
- Connected loads: 220 – 240 V / 2.4 kW

Features

- 6 programmes: Intensive 70 °C, Auto 45 °C – 65 °C, Eco 50 °C, 1 h 65 °C, Glass 40 °C, Pre-Rinse
- Machine cleaning programme
- Hygiene Plus, Extra Dry, Half Load
- Vario Speed Plus
- Eco Engine immersion heater with integrated pump system / regeneration electronics
- Dosing assistant
- Aqua sensor / load sensor
- Automatic cleaning / glass protection technology
- Regeneration electronics
- Alternating rinse technology
- Heat exchanger
- Acoustic program finish signal
- Aquastop
- InfoLight, blue

Design, comfort

- Fully integrable behind kitchen cabinet door
- Control panel on top of inside door
- Regeneration electronics / immersion heater with integrated pump system (BLDC)
- Electrical time pre-selection: 1 – 24 hours / remaining time display
- Electrical refill display for salt / rinse agent
- Digital display
- Programme status display (LED)
- Self-cleaning screen with triple shaft filter system
- Cutlery drawer
- Cup racks in upper basket (2 x)
- Height-adjustable upper basket
- Folding spine rows in lower basket (2 x)

Special accessories: see page 106

Dimensions H x W x D

- Appliance dimensions: 86.5 x 59.8 x 55.0 cm
- Recess dimensions: 86.5 – 92.5 x 60.0 x 55.0 cm

¹⁾ On an energy efficiency class scale from A to G

²⁾ Energy consumption in kWh/100 operating cycles (in Eco programme)

³⁾ Water consumption in litres / operating cycle (in Eco programme)



Built-in dishwasher, fully integrated

5VF 6X01HVE New

EG 1668



Output, consumption

- Energy efficiency class: D¹⁾
- Noise efficiency class: C
- Capacity: 14 standard place settings
- Energy²⁾ / water³⁾: 85 kWh / 9 l
- Noise: 46 dB (A) re 1 pW
- Connected loads: 220 – 240 V / 2.4 kW

Features

- 6 programmes: Intensive 70 °C, Auto 45 °C – 65 °C, Eco 50 °C, 1 h 65 °C, Glass 40 °C, Pre-Rinse
- Machine cleaning programme
- Hygiene Plus, Extra Dry, Half Load
- Vario Speed Plus
- Eco Engine immersion heater with integrated pump system / regeneration electronics
- Dosing assistant
- Aqua sensor / load sensor
- Automatic cleaning / glass protection technology
- Regeneration electronics
- Alternating rinse technology
- Heat exchanger
- Acoustic program finish signal
- Aquastop
- InfoLight, blue

Design, comfort

- Fully integrable behind kitchen cabinet door
- Control panel on top of inside door
- Regeneration electronics / immersion heater with integrated pump system (BLDC)
- Electrical time pre-selection: 1 – 24 hours / remaining time display
- Electrical refill display for salt / rinse agent
- Digital display
- Programme status display (LED)
- Self-cleaning screen with triple shaft filter system
- Cutlery drawer
- Cup racks in upper basket (2 x)
- Height-adjustable upper basket
- Folding spine rows in lower basket (2 x)

Special accessories: see page 106

Dimensions H x W x D

- Appliance dimensions: 81.5 x 59.8 x 55.0 cm
- Recess dimensions: 81.5 – 87.5 x 60.0 x 55.0 cm



Built-in dishwasher, fully integrated

5VH 5X01HTE New

EG 1677



Output, consumption

- Energy efficiency class: D¹⁾
- Noise efficiency class: C
- Capacity: 13 standard place settings
- Energy²⁾ / water³⁾: 84 kWh / 9 l
- Noise: 46 dB (A) re 1 pW
- Connected loads: 220 – 240 V / 2.4 kW

Features

- 5 programmes: Intensive 70 °C, Auto 45 °C – 65 °C, Eco 50 °C, 1 h 65 °C, Pre-Rinse
- Half load
- Hygiene Plus
- Eco Engine immersion heater with integrated pump system / regeneration electronics
- Dosing assistant
- Aqua sensor / load sensor
- Automatic cleaning / glass protection technology
- Alternating rinse technology
- Acoustic program finish signal
- Aquastop
- InfoLight, blue

Design, comfort

- Fully integrable behind kitchen cabinet door
- Control panel on top of inside door
- Electrical time pre-selection: 3, 6 or 9 hours / remaining time display
- Electrical refill display for salt / rinse agent
- Digital display
- Programme status display (LED)
- Self-cleaning screen with triple shaft filter system
- Cutlery basket in lower basket
- Cup racks in upper basket (2 x)
- Cutlery basket in upper basket
- Height-adjustable upper basket
- Folding spine rows in lower basket (2 x)

Special accessories: see page 106

Dimensions H x W x D

- Appliance dimensions: 86.5 x 59.8 x 55.0 cm
- Recess dimensions: 86.5 – 92.5 x 60.0 x 55.0 cm



Built-in dishwasher, fully integrated

5VF 5X01HTE New

EG 1665



Output, consumption

- Energy efficiency class: D¹⁾
- Noise efficiency class: C
- Capacity: 12 standard place settings
- Energy²⁾ / water³⁾: 92 kWh / 10.5 l
- Noise: 48 dB (A) re 1 pW
- Connected loads: 220 – 240 V / 2.4 kW

Features

- 5 programmes: Intensive 70 °C, Auto 45 °C – 65 °C, Eco 50 °C, 1 h 65 °C, Pre-Rinse
- Half load
- Hygiene Plus
- Eco Engine immersion heater with integrated pump system / regeneration electronics
- Dosing assistant
- Aqua sensor / load sensor
- Automatic cleaning / glass protection technology
- Alternating rinse technology
- Acoustic program finish signal
- Aquastop
- InfoLight, blue

Design, comfort

- Fully integrable behind kitchen cabinet door
- Control panel on top of inside door
- Electrical time pre-selection: 3, 6 or 9 hours / remaining time display
- Electrical refill display for salt / rinse agent
- Digital display
- Programme status display (LED)
- Self-cleaning screen with triple shaft filter system
- Cutlery basket in lower basket
- Cup racks in upper basket (2 x)
- Cutlery basket in upper basket
- Height-adjustable upper basket
- Folding spine rows in lower basket (2 x)

Special accessories: see page 106

Dimensions H x W x D


- Appliance dimensions: 81.5 x 59.8 x 55.0 cm
- Recess dimensions: 81.5 – 87.5 x 60.0 x 55.0 cm



Built-in dishwasher, fully integrated

5VF 5X00EWE

EG 1661



Output, consumption

- Energy efficiency class: E¹⁾
- Noise efficiency class: C
- Capacity: 14 standard place settings
- Energy²⁾ / water³⁾: 95 kWh / 12 l
- Noise: 46 dB (A) re 1 pW
- Connection loads: 220 – 240 V / 1.9 kW

Features

- 6 programmes: Intensive 65 °C, Mix 55 °C, Eco 50 °C, Quick 45 °C, Disinfect 65 °C, Soak
- Half load
- Active dry
- Immersion heater
- Automatic cleaning / glass protection technology
- Heat exchanger
- Acoustic program finish signal
- Aquastop
- Auto open door

Design, comfort

- Fully integrable behind kitchen cabinet door
- Control panel on top of inside door
- Electrical time pre-selection: 1 – 12 hours
- Electrical refill display for salt / rinse agent
- Digital display
- Programme status display (LED)
- Cup rack in upper basket
- Cutlery basket in lower basket
- Height-adjustable upper basket
- Stainless steel interior

Special accessories: see page 106

Dimensions H × W × D

- Appliance dimensions: 82.0 – 90.0 × 59.8 × 55.5 cm
- Recess dimensions: 82.0 – 90.0 × 60.0 × 56.0 cm

¹⁾ On an energy efficiency class scale from A to G

²⁾ Energy consumption in kWh/100 operating cycles (in Eco programme)


³⁾ Water consumption in litres / operating cycle (in Eco programme)



Built-in dishwasher, fully integrated

5VT 8X00EWE

EG 1693



Output, consumption

- Energy efficiency class: E¹⁾
- Noise efficiency class: C
- Capacity: 10 standard place settings
- Energy²⁾ / water³⁾: 76 kWh / 9 l
- Noise: 47 dB (A) re 1 pW
- Connection loads: 220 – 240 V / 1.9 kW

Features

- 6 programmes: Intensive 65 °C, Auto 50 °C – 60 °C, Eco 50 °C, Quick 45 °C, Glasses 45 °C, Soak
- Half load
- Immersion heater
- Automatic cleaning / glass protection technology
- Heat exchanger
- Acoustic program finish signal
- Aquastop

Design, comfort

- Fully integrable behind kitchen cabinet door
- Control panel on top of inside door
- Electrical time pre-selection: 1 – 12 hours
- Electrical refill display for salt / rinse agent
- Digital display
- Programme status display (LED)
- Cup rack in upper basket
- Cutlery basket in lower basket
- Height-adjustable upper basket
- Stainless steel interior

Special accessories: see page 106

Dimensions H × W × D

- Appliance dimensions: 82.0 – 90.0 × 44.8 × 55.5 cm
- Recess dimensions: 82.0 – 90.0 × 45.0 × 56.0 cm



Built-in dishwasher, partially integrated

5VI 6S01HVE New

EG 1609



Output, consumption

- Energy efficiency class: D¹⁾
- Noise efficiency class: C
- Capacity: 14 standard place settings
- Energy²⁾ / water³⁾: 85 kWh / 9 l
- Noise: 46 dB (A) re 1 pW
- Connected loads: 220 – 240 V / 2.4 kW

Features

- 6 programmes: Intensive 70 °C, Auto 45 °C – 65 °C, Eco 50 °C, 1 h 65 °C, Glass 40 °C, Pre-Rinse
- Machine cleaning programme
- Hygiene Plus, Extra Dry, Half Load
- Vario Speed Plus
- Eco Engine immersion heater with integrated pump system / regeneration electronics
- Dosing assistant
- Aqua sensor / load sensor
- Automatic cleaning / glass protection technology
- Regeneration electronics
- Alternating rinse technology
- Heat exchanger
- Aquastop with guarantee

Design, comfort

- Integrable behind kitchen cabinet door
- Electrical time pre-selection: 1 – 24 hours / remaining time display
- Electrical refill display for salt / rinse agent
- Digital display
- Programme status display (LED)
- Self-cleaning screen with triple shaft filter system
- Cutlery drawer
- Cup racks in upper basket (2 ×)
- Height-adjustable upper basket
- Folding spine rows in lower basket (2 ×)

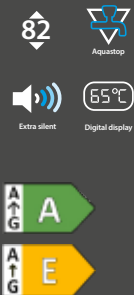
Special accessories: see page 106

Dimensions H × W × D

- Appliance dimensions: 81.5 × 59.8 × 57.3 cm
- Recess dimensions: 81.5 – 87.5 × 60.0 × 55.0 cm



Washer-dryer, fully integrated
5WT 6X001 New
EG 1602



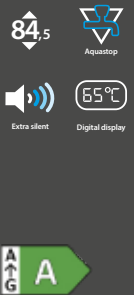
- Output, consumption**
- Energy efficiency class, washing: A¹⁾
 - Energy efficiency class, drying: E¹⁾
 - Energy²⁾ / water³⁾ washing and drying: 326 kWh / 80 l
 - Energy²⁾ / water³⁾ washing: 47 kWh / 48 l
 - Capacity, washing and drying: 8 kg / 5 kg
 - Spinning capacity: 1,400 rpm
 - Spinning efficiency class: B
 - Noise efficiency class: C
 - Noise: 75 dB (A) re 1 pW
 - Connected loads: 220 – 240 V / 1.8 kW

- Features**
- 15 programmes: Eco 40 – 60 °C, Cotton, Cotton 20 °C, Easy-Care (Synthetics), Wool, Curtains, Rinse, Allergy, Spin, Rapid 15 Min., Short 60' 60 °C, Gentle Dry, Cotton Dry, Cotton Wash & Dry, Quick Wash & Dry
 - Gentle-action drum
 - Automatic quantity control

- Design, comfort**
- Fully integrable behind kitchen cabinet door
 - Digital display
 - Programme selection buttons
 - Optical operating display
 - Electrical time pre-selection: 1 – 24 hours
 - Overflow protection
 - Remaining running time display
 - Electronic control
 - Child lock
 - Aquastop

- Dimensions H × W × D**
- Appliance dimensions: 81.7 × 59.7 × 54.4 cm
 - Recess dimensions: 82.0 – 88.0 × 60.0 × 56.0 cm

Washing machine, free-standing
5WF 6X900 New
EG 1603



- Output, consumption**
- Energy efficiency class, washing: A¹⁾
 - Energy²⁾ / water³⁾ washing: 49 kWh / 50 l
 - Capacity: 9 kg
 - Spinning capacity: 1,400 rpm
 - Spinning efficiency class: B
 - Noise, spinning: 75 dB (A) re 1 pW
 - Noise efficiency class: C
 - Noise, washing: 50 dB (A) re 1 pW
 - Connected loads: 220 – 240 V / 2.3 kW

- Features**
- 15 programmes: Eco 40 – 60 °C, Cotton with Pre-Wash, Cotton, Cotton 20 °C, Colour, Easy-Care (Synthetics), Wool, Rinse, Curtains, Allergy, Spin / Drain, Hand Wash / Delicate, Jeans, Quick 60 Min., Quick 15 Min.
 - Gentle-action drum
 - Automatic quantity control

- Design, comfort**
- Free-standing
 - Digital display
 - Programme selection buttons
 - Optical operating display
 - Electrical time pre-selection: 1 – 24 hours
 - Overflow protection
 - Remaining running time display
 - Electronic control
 - Child lock
 - Aquastop
 - High-mounting

- Dimensions H × W × D**
- Appliance dimensions: 84.5 × 59.7 × 58.2 cm

Heat pump dryer, free-standing
5TF 6X900 New
EG 1604



- Output, consumption**
- Energy efficiency class: A++⁴⁾
 - Power consumption: 259 kWh / year
 - Capacity: 9 kg
 - Condensation efficiency class: B
 - Noise: 65 dB (A) re 1 pW
 - Connected loads: 220 – 240 V / 2.0 kW

- Features**
- 16 programmes: Cotton Extra Dry, Cotton Cupboard Dry, Cotton Iron Dry, Easy-Care Cupboard Dry, Easy-Care Iron Dry, Delicate, Mix, Baby, Down, 200 Min., 120 Min., 20 Min., Fresh, Express 34', Shirts 20', Sport, Wool Fresh

- Design, comfort**
- Free-standing
 - Digital display
 - Programme selection buttons
 - Optical operating display
 - Electrical time pre-selection: 1 – 24 hours
 - Drum illumination
 - Remaining running time display
 - Electronic control
 - Child lock
 - High-mounting

- Dimensions H × W × D**
- Appliance dimensions: 84.5 × 59.6 × 60.9 cm

¹⁾ On an energy efficiency class scale from A to G

²⁾ Energy consumption in kWh / 100 operating cycles (in Eco programme)

³⁾ Water consumption in litres / operating cycle (in Eco programme)

⁴⁾ On an energy efficiency class scale from A+++ to D



REFRIGERATIONS

The various cooling zones in Blaupunkt refrigerations and freezers create the right temperature for all chilled items. Perfectly kept food retains its freshness for a long time, thanks to different temperature zones and electronic control.



Built-in freezer

5FG 288FE0

EG 1729



Output, consumption

- Energy efficiency class: E¹⁾
- Energy consumption: 231 kWh / year
- Energy consumption: 0.63 kWh / 24 h
- Total capacity: 197 l
- Noise: 40 dB (A) re 1 pW
- Climate class: SN-T
- Connection loads: 220 – 240 V / 90 W

Features, comfort

- Fully integrated installation
- Easy-to-clean, bright interior
- LED interior lighting in freezer compartment
- Electronic temperature control with LED reading

**** – Freezer compartment -18 °C and lower

- NoFrost – never defrost again!
- 6 frozen produce drawers
- 2 freezer compartments with flap
- Capacity 197 l
- Freezing capacity: 11.5 kg in 24 hours
- Storage time in case of malfunction: 6 hours
- Super freezing

Technical data and dimensions H x W x D

- Flat hinge
- Door hinged on right, changeable
- Appliance dimensions: 177.0 x 54.0 x 54.5 cm
- Recess dimensions: 177.5 x 56.0 x 55.0 cm

Built-in refrigeration

5CL 288FE0

EG 1728



Output, consumption

- Energy efficiency class: E¹⁾
- Energy consumption: 112 kWh / year
- Energy consumption: 0.306 kWh / 24 h
- Total capacity: 294 l
- Noise: 39 dB (A) re 1 pW
- Climate class: SN-ST
- Connection loads: 220 – 240 V / 90 W

Features, comfort

- Fully integrated installation
- Fully automatic defrost inside the fridge
- Electronic temperature control with LED reading
- Easy-to-clean, bright interior
- LED interior lighting in refrigeration compartment

Refrigeration compartment

- Refrigeration: Capacity 294 l
- Super cooling
- 5 shelves made of safety glass, 4 of which are height-adjustable
- 5 full-width door shelves, 1 height-adjustable
- Transparent Vario tray for fruit and vegetables, covered by a safety glass panel
- Bottle rack
- Egg tray

Technical data and dimensions H x W x D

- Flat hinge
- Door hinged on right, changeable
- Appliance dimensions: 177.0 x 54.0 x 54.5 cm
- Recess dimensions: 177.5 x 56.0 x 55.0 cm

Refrigerator / freezer combination

5CR 296FD0 New

EG 1771



Output, consumption

- Energy efficiency class: D¹⁾
- Power consumption: 184 kWh / year
- Power consumption: 0.504 kWh / 24 h
- Total useful capacity: 289 l
- Noise: 35 dB (A) re 1 pW
- Climate class: SN-ST
- Connected loads: 220 – 240 V / 90 W

Features, comfort

- Fully integrated installation
- Fully automatic defrost inside the fridge
- Easy-to-clean, bright interior
- LED interior lighting in refrigerator compartment
- Electronic temperature control with precise digital reading

Refrigerator compartment

- Refrigerator: Total useful capacity 184 l
- 4 shelves made of safety glass, 3 of which height-adjustable
- Transparent Vario tray for fruit and vegetables covered by a safety glass panel
- 4 full-width door shelves
- Egg tray

**** – Freezer compartment -18 °C and lower

- 3 frozen produce drawers
- Total useful capacity 75 l
- No Frost
- Freezing capacity: 7.5 kg in 24 hours
- Storage time in case of malfunction: 10 hours
- Super freezing
- Frozen produce calendar

Technical data and dimensions H x W x D

- Flat hinge
- Door hinged on right, changeable
- Appliance dimensions: 193.5 x 55.8 x 54.8 cm
- Recess dimensions: 194.0 x 56.0 x 55.0 cm

Built-in refrigeration / freezer combination

5CR 286FE0

EG 1773



Output, consumption

- Energy efficiency class: E¹⁾
- Energy consumption: 234 kWh / year
- Energy consumption: 0.641 kWh / 24 h
- Total capacity: 260 l
- Noise: 35 dB (A) re 1 pW
- Climate class: SN-ST
- Connection loads: 220 – 240 V / 90 W

Features, comfort

- Fully integrated installation
- Fully automatic defrost inside the fridge
- Easy-to-clean, bright interior
- LED interior lighting in refrigeration compartment
- Electronic temperature control with precise digital reading
- Super freezing with automatic deactivation

Refrigeration compartment

- Refrigeration: Capacity 184 l
- 4 shelves made of safety glass, 3 of which are height-adjustable
- Transparent Vario tray for fruit and vegetables, covered by a safety glass panel
- 3 full-width door shelves
- Egg tray

**** – Freezer compartment -18 °C and lower

- NoFrost – never defrost again!
- 3 frozen produce drawers
- Capacity 76 l
- Freezing capacity: 4 kg in 24 hours
- Storage time in case of malfunction: 10 hours
- Super freezing
- Frozen produce calendar

Technical data and dimensions H x W x D

- Flat hinge
- Door hinged on right, changeable
- Appliance dimensions: 177.2 x 54.1 x 54.8 cm
- Recess dimensions: 177.5 x 56.0 x 55.0 cm

¹⁾ On an energy efficiency class scale from A to G

* For more information on the 5-year warranty, see page 7.



Built-in refrigeration / freezer combination

5CC 287FE0

EG 1777



Output, consumption

- Energy efficiency class: E¹⁾
- Energy consumption: 216 kWh / year³⁾
- Energy consumption: 0.591 kWh / 24 h³⁾
- Total capacity: 270 l
- Noise: 35 dB (A) re 1 pW
- Climate class: SN-ST
- Connection loads: 220 – 240 V / 90 W

Features, comfort

- Fully integrated installation
- Fully automatic defrost inside the fridge
- Easy-to-clean, bright interior
- LED interior lighting in refrigeration compartment
- Electronic temperature control with precise digital reading

Refrigeration compartment

- Refrigeration: Capacity 200 l
- 5 shelves made of safety glass, 4 of which are height-adjustable
- Transparent Vario tray for fruit and vegetables, covered by a safety glass panel
- 4 full-width door shelves
- Egg tray

**** – Freezer compartment -18 °C and lower

- 2 frozen produce drawers
- Capacity 70 l
- Low Frost
- Vario Zone
- Fresh Sense
- Big Box
- Freezing capacity: 3.2 kg in 24 hours
- Storage time in case of malfunction: 12 hours
- Super freezing
- Frozen produce calendar

Technical data and dimensions H x W x D

- Flat hinge
- Door hinged on right, changeable
- Appliance dimensions: 177.2 x 54.1 x 54.8 cm
- Recess dimensions: 177.5 x 56.0 x 55.0 cm



Built-in refrigeration / freezer combination

5CR 288FE0

EG 1774



Output, consumption

- Energy efficiency class: E¹⁾
- Energy consumption: 218 kWh / year³⁾
- Energy consumption: 0.597 kWh / 24 h³⁾
- Total capacity: 243 l
- Noise: 41 dB (A) re 1 pW
- Climate class: N-T
- Connection loads: 220 – 240 V / 90 W

Features, comfort

- Fully integrated installation
- Fully automatic defrost inside the fridge
- Easy-to-clean, bright interior
- LED interior lighting in refrigeration compartment
- Electronic temperature control with precise digital reading

Refrigeration compartment

- Refrigeration: Capacity 180 l
- 4 shelves made of safety glass, 3 of which are height-adjustable
- Transparent Vario tray for fruit and vegetables, covered by a safety glass panel
- 4 full-width door shelves
- Bottle rack
- Egg tray

**** – Freezer compartment -18 °C and lower

- 3 frozen produce drawers
- Capacity 63 l
- No Frost
- Freezing capacity: 3.3 kg in 24 hours
- Storage time in case of malfunction: 8 hours
- Frozen produce calendar

Technical data and dimensions H x W x D


- Drag hinge
- Door hinged on right, changeable
- Appliance dimensions: 177.0 x 54.0 x 54.5 cm
- Recess dimensions: 177.6 x 56.0 x 55.0 cm



Built-in refrigeration / freezer combination

5CB 288FE1

EG 1778



Output, consumption

- Energy efficiency class: E¹⁾
- Energy consumption: 217 kWh / year³⁾
- Energy consumption: 0.594 kWh / 24 h³⁾
- Total capacity: 251 l
- Noise: 38 dB (A) re 1 pW
- Climate class: N-ST
- Connection loads: 220 – 240 V / 90 W

Features, comfort

- Fully integrated installation
- Fully automatic defrost inside the fridge
- Easy-to-clean, bright interior
- LED interior lighting in refrigeration compartment
- Electronic temperature control with precise digital reading

Refrigeration compartment

- Refrigeration: Capacity 181 l
- 4 shelves made of safety glass, 3 of which are height-adjustable
- Transparent Vario tray for fruit and vegetables, covered by a safety glass panel
- 4 full-width door shelves
- Bottle rack
- Egg tray

**** – Freezer compartment -18 °C and lower

- 3 frozen produce drawers
- Capacity 70 l
- Low Frost
- Freezing capacity: 3.3 kg in 24 hours
- Storage time in case of malfunction: 12.5 hours
- Frozen produce calendar

Technical data and dimensions H x W x D

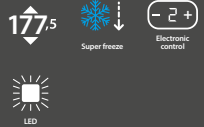
- Drag hinge
- Door hinged on right, changeable
- Appliance dimensions: 177.0 x 54.0 x 54.5 cm
- Recess dimensions: 177.6 x 56.0 x 55.0 cm



Built-in refrigeration / freezer combination

5CB 281FF0

EG 1787



Output, consumption

- Energy efficiency class: E¹⁾
- Energy consumption: 217 kWh / year³⁾
- Energy consumption: 0.594 kWh / 24 h³⁾
- Total capacity: 249 l
- Noise: 39 dB (A) re 1 pW
- Climate class: N-ST
- Connection loads: 220 – 240 V / 115 W

Features, comfort

- Fully integrated installation
- Fully automatic defrost inside the fridge
- Easy-to-clean, bright interior
- LED interior lighting in refrigeration compartment

Refrigeration compartment

- Refrigeration: Capacity 179 l
- 5 shelves made of safety glass, 4 of which are height-adjustable
- Transparent Vario tray for fruit and vegetables, covered by a safety glass panel
- 3 full-width door shelves
- Egg tray

**** – Freezer compartment -18 °C and lower

- 3 frozen produce drawers
- Capacity 70 l
- Freezing capacity: 3.2 kg in 24 hours
- Storage time in case of malfunction: 10 hours
- Super freezing
- Frozen produce calendar

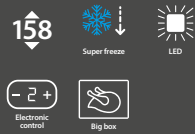
Technical data and dimensions H x W x D

- Drag hinge
- Door hinged on right, changeable
- Appliance dimensions: 176.5 x 54.0 x 54.0 cm
- Recess dimensions: 177.2 – 177.6 x 56.0 x 55.0 cm



¹⁾ On an energy efficiency class scale from A to G

Built-in refrigerator/freezer combination
5CC 377FE1 New
EG 1764



- Output, consumption**
- Energy efficiency class: E¹⁾
 - Power consumption: 207 kWh / year
 - Power consumption: 0.567 kWh / 24 h
 - Total useful capacity: 231 l
 - Noise: 36 dB (A) re 1 pW
 - Climate class: SN-T
 - Connected loads: 220 – 240 V / 90 W
- Features, comfort**
- Fully integrated installation
 - Fully automatic defrost inside the fridge
 - Easy-to-clean, bright interior
 - LED interior lighting in refrigerator compartment
 - Electronic temperature control with precise digital reading

- Refrigerator compartment**
- Refrigerator: Total useful capacity 169 l
 - 4 shelves made of safety glass, 3 of which height-adjustable
 - Transparent vegetable box, with rippled base
 - 4 full-width door shelves
 - Egg tray

- **** – Freezer compartment -18 °C and lower**
- 2 frozen produce drawers
 - Total useful capacity 62 l
 - Low Frost
 - Vario Zone
 - Big Box
 - Fresh Sense
 - Freezing capacity: 5.0 kg in 24 hours
 - Storage time in case of malfunction: 12 hours
 - Super freezing with automatic freeze
 - Frozen produce calendar

- Technical data and dimensions H x W x D**
- Flat hinge
 - Door hinged on right, changeable
 - Appliance dimensions: 157.8 x 55.8 x 54.5 cm
 - Recess dimensions: 158.0 x 56.0 x 55.0 cm

¹⁾ On an energy efficiency class scale from A to G

* For more information on the 5-year warranty, see page 7.



Built-in refrigerator/freezer combination
5CC 268FE0 New
EG 1759



- Output, consumption**
- Energy efficiency class: E¹⁾
 - Power consumption: 204 kWh / year
 - Power consumption: 0.558 kWh / 24 h
 - Total useful capacity: 211 l
 - Noise: 38 dB (A) re 1 pW
 - Climate class: N-T
 - Connected loads: 220 – 240 V / 90 W
- Features, comfort**
- Fully integrated installation
 - Fully automatic defrost inside the fridge
 - Easy-to-clean, bright interior
 - LED interior lighting in refrigerator compartment

- Refrigerator compartment**
- Refrigerator: Total useful capacity 154 l
 - 3 shelves made of safety glass, 2 of which height-adjustable
 - Transparent tray for fruit and vegetables, covered by a safety glass panel
 - 3 full-width door shelves
 - Egg tray

- **** – Freezer compartment -18 °C and lower**
- 2 frozen produce drawers
 - Total useful capacity 57 l
 - Low Frost
 - Freezing capacity: 3 kg in 24 hours
 - Storage time in case of malfunction: 11 hours
 - Super freezing

- Technical data and dimensions H x W x D**
- Drag hinge
 - Door hinged on right, changeable
 - Appliance dimensions: 144.0 x 54.0 x 54.5 cm
 - Recess dimensions: 144.5 – 146.5 x 56.0 x 55.0 cm



Built-in refrigeration Extra Fresh
5CE 351FE0
EG 1769



- Output, consumption**
- Energy efficiency class: E¹⁾
 - Energy consumption: 124 kWh / year³⁾
 - Energy consumption: 0.339 kWh / 24 h³⁾
 - Total capacity: 222 l
 - Noise: 37 dB (A) re 1 pW
 - Climate class: SN-ST
 - Connection loads: 220 – 240 V / 90 W
- Features, comfort**
- Fully integrated installation
 - Convenient, simple fitting
 - Fully automatic defrost inside the fridge
 - LED interior lighting in refrigeration compartment
 - Electronic temperature control with precise digital reading

- Refrigeration compartment**
- Refrigeration: Capacity 163 l
 - Super cooling
 - Extra Fresh zone close to 0 °C with 59 l useful capacity, of which 1 container 0 °C humidity controllable, on telescopic extension
 - Extra Fresh drawer "dry zone" on telescopic extension
 - 4 height-adjustable shelves made of safety glass
 - 4 full-width door shelves
 - Egg tray

- Technical data and dimensions H x W x D**
- Flat hinge
 - Door hinged on right, changeable
 - Appliance dimensions: 139.7 x 55.8 x 54.5 cm
 - Recess dimensions: 140.0 x 56.0 x 55.0 cm



Built-in refrigeration

5CH 240FE0

EG 1768



Output, consumption

- Energy efficiency class: E¹⁾
- Energy consumption: 147 kWh/year
- Energy consumption: 0.518 kWh/24 h
- Total capacity: 187 l
- Noise: 35 dB (A) re 1 pW
- Climate class: SN-ST
- Connection loads: 220 – 240 V/90 W

Features, comfort

- Fully integrated installation
- Fully automatic defrost inside the fridge
- Easy-to-clean, bright interior
- LED interior lighting in refrigeration compartment
- Electronic temperature control with precise digital reading

Refrigeration compartment

- Refrigeration: Capacity 172 l
- 4 shelves made of safety glass, 3 of which are height-adjustable
- Transparent Vario tray for fruit and vegetables, covered by a safety glass panel
- 4 full-width door shelves
- Egg tray

**** – Freezer compartment -18 °C and lower

- 1 freezer compartment with flap
- Capacity 15 l
- Freezing capacity: 3 kg in 24 hours
- Storage time in case of malfunction: 10 hours
- Frozen produce calendar

Technical data and dimensions H x W x D

- Flat hinge
- Door hinged on right, changeable
- Appliance dimensions: 122.1 x 54.1 x 54.8 cm
- Recess dimensions: 122.5 x 56.0 x 55.0 cm

Built-in refrigeration

5CL 240FE0

EG 1767



Output, consumption

- Energy efficiency class: E¹⁾
- Energy consumption: 101 kWh/year
- Energy consumption: 0.276 kWh/24 h
- Total capacity: 204 l
- Noise: 35 dB (A) re 1 pW
- Climate class: SN-ST
- Connection loads: 220 – 240 V/90 W

Features, comfort

- Fully integrated installation
- Fully automatic defrost inside the fridge
- Easy-to-clean, bright interior
- LED interior lighting
- Electronic temperature control with precise digital reading

Refrigeration compartment

- Refrigeration: Capacity 204 l
- 5 shelves made of safety glass, 4 of which are height-adjustable
- Transparent Vario tray for fruit and vegetables, covered by a safety glass panel
- 4 full-width door shelves
- Egg tray

Technical data and dimensions H x W x D

- Flat hinge
- Door hinged on right, changeable
- Appliance dimensions: 122.1 x 54.1 x 54.8 cm
- Recess dimensions: 122.5 x 56.0 x 55.0 cm

Built-in refrigeration

5CG 241FE0

EG 1758



Output, consumption

- Energy efficiency class: E¹⁾
- Energy consumption: 146 kWh/year
- Energy consumption: 0.498 kWh/24 h
- Total capacity: 181 l
- Noise: 39 dB (A) re 1 pW
- Climate class: N-ST
- Connection loads: 220 – 240 V/90 W

Features, comfort

- Fully integrated installation
- Fully automatic defrost inside the fridge
- Easy-to-clean, bright interior
- LED interior lighting in refrigeration compartment

Refrigeration compartment

- Refrigeration: Useful capacity 167 l
- 4 shelves made of safety glass, 3 of which are height-adjustable
- Transparent Vario tray for fruit and vegetables, covered by a safety glass panel
- 3 full-width door shelves
- Egg tray

**** – Freezer compartment -18 °C and lower

- 1 freezer compartment with flap
- Freezer compartment for pizzas
- Capacity 14 l
- Storage time in case of malfunction: 6.5 hours
- Frozen produce calendar

Technical data and dimensions H x W x D

- Drag hinge
- Door hinged on right, changeable
- Appliance dimensions: 122.0 x 54.0 x 54.0 cm
- Recess dimensions: 122.0 – 123.0 x 56.0 x 55.0 cm

Built-in refrigeration

5CK 241FE0

EG 1757



Output, consumption

- Energy efficiency class: E¹⁾
- Energy consumption: 100 kWh/year
- Energy consumption: 0.274 kWh/24 h
- Total capacity: 199 l
- Noise: 39 dB (A) re 1 pW
- Climate class: SN-ST
- Connection loads: 220 – 240 V/80 W

Features, comfort

- Fully integrated installation
- Fully automatic defrost inside the fridge
- Easy-to-clean, bright interior
- LED interior lighting in refrigeration compartment

Refrigeration compartment

- Refrigeration: Capacity 199 l
- 6 shelves made of safety glass, 5 of which are height-adjustable
- Transparent Vario tray for fruit and vegetables, covered by a safety glass panel
- 3 full-width door shelves
- Egg tray

Technical data and dimensions H x W x D

- Drag hinge
- Door hinged on right, changeable
- Appliance dimensions: 122.0 x 54.0 x 54.0 cm
- Recess dimensions: 122.0 – 123.0 x 56.0 x 55.0 cm

¹⁾ On an energy efficiency class scale from A to G



Built-in refrigeration

5CH 230FE0

EG 1735



Output, consumption

- Energy efficiency class: E¹⁾
- Energy consumption: 145 kWh / year
- Energy consumption: 0.397 kWh / 24 h
- Total capacity: 147l
- Noise: 39 dB (A) re 1 pW
- Climate class: ST
- Connection loads: 220 – 240 V / 90

Features, comfort

- Fully integrated installation
- Fully automatic defrost inside the fridge
- Easy-to-clean, bright interior
- LED interior lighting
- Electronic temperature control with precise digital reading

Refrigeration compartment

- Refrigeration: Capacity 132l
- 3 shelves made of safety glass, 2 of which are height-adjustable
- Transparent Vario tray for fruit and vegetables, covered by a safety glass panel
- 3 full-width door shelves
- Egg tray

**** – Freezer compartment -18°C and lower

- 1 freezer compartment with flap
- Capacity 15l
- Freezing capacity: 3 kg in 24 hours
- Storage time in case of malfunction: 10 hours
- Frozen produce calendar

Technical data and dimensions H x W x D

- Flat hinge
- Door hinged on right, changeable
- Appliance dimensions: 102.1 x 54.1 x 54.8 cm
- Recess dimensions: 102.5 x 56.0 x 55.0 cm

Built-in refrigeration

5CL 230FE0

EG 1734



Output, consumption

- Energy efficiency class: E¹⁾
- Energy consumption: 96 kWh / year
- Energy consumption: 0.236 kWh / 24 h
- Total capacity: 165l
- Noise: 39 dB (A) re 1 pW
- Climate class: SN-ST
- Connection loads: 220 – 240 V / 90 W

Features, comfort

- Fully integrated installation
- Fully automatic defrost inside the fridge
- Easy-to-clean, bright interior
- LED interior lighting
- Electronic temperature control with precise digital reading

Refrigeration compartment

- Refrigeration: Capacity 165l
- 4 shelves made of safety glass, 3 of which are height-adjustable
- Transparent Vario tray for fruit and vegetables, covered by a safety glass panel
- 3 full-width door shelves
- Egg tray

Technical data and dimensions H x W x D

- Flat hinge
- Door hinged on right, changeable
- Appliance dimensions: 102.1 x 54.1 x 54.8 cm
- Recess dimensions: 102.5 x 56.0 x 55.0 cm

Built-in refrigeration

5CH 220FE0

EG 1723



Output, consumption

- Energy efficiency class: E¹⁾
- Energy consumption: 144 kWh / year
- Energy consumption: 0.394 kWh / 24 h
- Total capacity: 150l
- Noise: 39 dB (A) re 1 pW
- Climate class: SN-ST
- Connection loads: 220 – 240 V / 90 W

Features, comfort

- Fully integrated installation
- Fully automatic defrost inside the fridge
- Easy-to-clean, bright interior
- LED interior lighting
- Electronic temperature control with precise digital reading

Refrigeration compartment

- Refrigeration: Capacity 104l
- 2 shelves made of safety glass, 1 of which are height-adjustable
- Transparent Vario tray for fruit and vegetables, covered by a safety glass panel
- 2 full-width door shelves
- Egg tray

**** – Freezer compartment -18°C and lower

- 1 freezer compartment with flap
- Capacity 15l
- Freezing capacity: 3 kg in 24 hours
- Storage time in case of malfunction: 10 hours
- Frozen produce calendar

Technical data and dimensions H x W x D

- Flat hinge
- Door hinged on right, changeable
- Appliance dimensions: 87.4 x 54.1 x 54.8 cm
- Recess dimensions: 88.0 x 56.0 x 55.0 cm

Built-in refrigeration

5CL 220FE0

EG 1722



Output, consumption

- Energy efficiency class: E¹⁾
- Energy consumption: 92 kWh / year
- Energy consumption: 0.252 kWh / 24 h
- Total capacity: 129l
- Noise: 35 dB (A) re 1 pW
- Climate class: SN-ST
- Connection loads: 220 – 240 V / 90 W

Features, comfort

- Fully integrated installation
- Fully automatic defrost inside the fridge
- Easy-to-clean, bright interior
- LED interior lighting
- Electronic temperature control with precise digital reading

Refrigeration compartment

- Refrigeration: Capacity 136l
- 3 shelves made of safety glass, 2 of which are height-adjustable
- Transparent Vario tray for fruit and vegetables, covered by a safety glass panel
- 2 full-width door shelves
- Egg tray

Technical data and dimensions H x W x D

- Flat hinge
- Door hinged on right, changeable
- Appliance dimensions: 87.4 x 54.1 x 54.8 cm
- Recess dimensions: 88.0 x 56.0 x 55.0 cm

¹⁾ On an energy efficiency class scale from A to G



Built-in refrigeration

5CG 221FE0

EG 1721



Output, consumption

- Energy efficiency class: E¹⁾
- Energy consumption: 142 kWh / year
- Energy consumption: 0.389 / 24 h
- Total capacity: 118 l
- Noise: 39 dB (A) re 1 pW
- Climate class: N-ST
- Connection loads: 220 – 240 V / 80 W

Features, comfort

- Fully integrated installation
- Fully automatic defrost inside the fridge
- Easy-to-clean, bright interior
- LED interior lighting in refrigeration compartment

Refrigeration compartment

- Refrigeration: Capacity 104 l
- 3 shelves made of safety glass, 2 of which are height-adjustable
- Transparent Vario tray for fruit and vegetables, covered by a safety glass panel
- 3 full-width door shelves
- Egg tray

*** – Freezer compartment -18 °C and lower

- 1 freezer compartment with flap
- 1 freezer compartment for pizzas
- Capacity 14 l
- Storage time in case of malfunction: 6.5 hours

Technical data and dimensions H × W × D

- Drag hinge
- Door hinged on right, changeable
- Appliance dimensions: 87.5 × 54.0 × 54.0 cm
- Recess dimensions: 87.6 – 88.6 × 56.0 × 55.0 cm

Built-in refrigeration

5CK 221FE0

EG 1720



Output, consumption

- Energy efficiency class: E¹⁾
- Energy consumption: 92 kWh / year
- Energy consumption: 0.252 / 24 h
- Total capacity: 129 l
- Noise: 39 dB (A) re 1 pW
- Climate class: N-ST
- Connection loads: 220 – 240 V / 80 W

Features, comfort

- Fully integrated installation
- Fully automatic defrost inside the fridge
- Easy-to-clean, bright interior
- LED interior lighting in refrigeration compartment

Refrigeration compartment

- Refrigeration: Capacity 129 l
- 4 shelves made of safety glass, 3 of which are height-adjustable
- Transparent Vario tray for fruit and vegetables, covered by a safety glass panel
- 3 full-width door shelves
- Egg tray

Technical data and dimensions H × W × D

- Drag hinge
- Door hinged on right, changeable
- Appliance dimensions: 87.5 × 54.0 × 54.0 cm
- Recess dimensions: 87.6 – 88.6 × 56.0 × 55.0 cm

Built-in freezer

5FG 228FE0

EG 1724



Output, consumption

- Energy efficiency class: E¹⁾
- Energy consumption: 177 kWh / year³⁾
- Energy consumption: 0.484 kWh / 24 h³⁾
- Total capacity: 95 l
- Noise: 38 dB (A) re 1 pW
- Climate class: SN-T
- Connection loads: 220 – 240 V / 90 W

Features, comfort

- 4 frozen produce drawers
- Freezing capacity: 6 kg in 24 hours
- Storage time in case of malfunction: 8 hours
- Can be combined into a refrigeration / freezer combination with an integrated refrigeration unit

Technical data and dimensions H × W × D

- Drag hinge
- Door hinged on right, changeable
- Appliance dimensions: 87.5 × 54.0 × 54.5 cm
- Recess dimensions: 87.8 × 56.0 × 55.0 cm

Undercounter refrigeration

5CP 221FD0 New

EG 1719



Output, consumption

- Energy efficiency class: D¹⁾
- Power consumption: 119 kWh / year
- Power consumption: 0.326 kWh / 24 h
- Total useful capacity: 110 l
- Noise: 35 dB (A) re 1 pW
- Climate class: SN-T
- Connected loads: 220 – 240 V / 90 W

Features, comfort

- Suitable for undercounter installation
- Super cooling
- Fully automatic defrost inside the fridge
- Easy-to-clean, bright interior
- EmotionLight – gently dimming LED interior lighting
- Electronic temperature control
- Ventilation in the base area, no section in the worktop

Refrigerator compartment

- Refrigerator: Total useful capacity 93 l
- 2 shelves made of safety glass, 1 of which height-adjustable
- Bottom compartment with sliding lid – separate storage area
- 2 door shelves, 1 of which bottle holder with extra deep door shelf

*** – Freezer compartment -18 °C and lower

- 1 freezer compartment with flap
- Freezer compartment for pizzas
- Total useful capacity 17 l
- Freezing capacity: 3 kg in 24 hours
- Storage time in case of malfunction: 9 hours


Technical data and dimensions H × W × D

- Flat hinge
- Height-adjustable front feet
- Door hinged on right, changeable
- Appliance dimensions: 82.0 cm × 59.8 cm × 54.8 cm
- Recess dimensions: 82.0 – 90.0 cm × 60.0 cm × 55.0 cm

Undercounter refrigeration

5CN 221FE0 New

EG 1718



Output, consumption

- Energy efficiency class: E¹⁾
- Power consumption: 93 kWh / year
- Power consumption: 0.254 kWh / 24 h
- Total useful capacity: 134 l
- Noise: 35 dB (A) re 1 pW
- Climate class: SN-T
- Connected loads: 220 – 240 V / 90 W

Features, comfort

- Suitable for undercounter installation
- Super cooling
- Fully automatic defrost inside the fridge
- Easy-to-clean, bright interior
- EmotionLight – gently dimming LED interior lighting
- Bottom compartment with sliding lid – separate storage area
- Electronic temperature control
- Ventilation in the base area, no section in the worktop
- 3 shelves made of safety glass, 2 of which height-adjustable
- 2 door shelves, 1 of which bottle holder with extra deep door shelf
- Egg tray

Technical data and dimensions H × W × D

- Flat hinge
- Height-adjustable front feet
- Door hinged on right, changeable
- Appliance dimensions: 82.0 cm × 59.8 cm × 54.8 cm
- Recess dimensions: 82.0 – 90.0 cm × 60.0 cm × 55.0 cm

¹⁾ On an energy efficiency class scale from A to G



FREE-STANDING REFRIGERATORS

The cool maverick

Cross door refrigerator / freezer combination

5CD 891SC0 New

EG 1706



Output, consumption

- Energy efficiency class: D¹⁾
- Power consumption: 255 kWh/year
- Power consumption: 0.698 kWh/24 h
- Total useful capacity: 522 l
- Noise: 39 dB (A) re 1 pW
- Climate class: SN-ST
- Connected loads: 220 – 240 V / 180 W

Features, comfort

- Free-standing cross door refrigerator / freezer combination
- Dark Steel look
- Separate temperature regulation for refrigerator and freezer compartments
- Fully automatic defrost inside the fridge
- Easy-to-clean, bright interior
- LED interior lighting in refrigerator compartment
- Electronic temperature control with LED reading
- Multi-temperature zone
- XXL capacity – space for entire baking trays and other bulky items

Refrigerator compartment

- Refrigerator: Total useful capacity 343 l (multi-temperature zone)
- 3 shelves made of safety glass, 2 of which height-adjustable
- Transparent storage drawers with 0° degree zone
- 6 full-width door shelves
- Egg tray

**** – Freezer compartment -18°C and lower

- 6 frozen produce drawers
- Total useful capacity 179 l (multi-temperature zone)
- No Frost
- Freezing capacity: 13 kg in 24 hours
- Storage time in case of malfunction: 11 hours
- Super freezing with automatic freeze

Technical data and dimensions H x W x D

- Appliance dimensions: 190.5 x 91.0 x 69.0 cm



Cooling and freezing

¹⁾ On an energy efficiency class scale from A to G

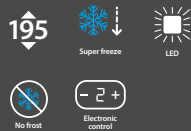
* For more information on the 5-year warranty, see page 7.



Free-standing refrigeration / freezer combination

5FS 310SE0

EG 1704



Output, consumption

- Energy efficiency class: D¹⁾
- Energy consumption: 203 kWh / year
- Energy consumption: 0.556 kWh / 24 h
- Total capacity: 347 l
- Noise: 39 dB (A) re 1 pW
- Climate class: SN-T
- Connection loads: 220 – 240 V / 150 W

Features, comfort

- Free-standing
- Stainless steel look
- Fully automatic defrost inside the fridge
- Easy-to-clean, bright interior
- LED interior lighting in refrigeration compartment
- Electronic temperature control with LED reading

Refrigeration compartment

- Refrigeration: Capacity 243 l
- 4 shelves made of safety glass, 3 of which are height-adjustable
- 2 transparent Vario trays for fruit and vegetables, covered by safety glass panel
- 3 full-width and 1 half door shelves
- Bottle rack
- Egg tray

**** – Freezer compartment -18 °C and lower

- 3 frozen produce drawers
- Capacity 104 l
- NoFrost
- Freezing capacity: 6 kg in 24 hours
- Storage time in case of malfunction: 11 hours
- Super freezing with automatic freeze

Technical data and dimensions H × W × D

- Door hinged on right, changeable
- Appliance dimensions: 195.0 × 60.0 × 69.0 cm

Free-standing refrigeration / freezer combination

5SB 891SE0

EG 1705



Output, consumption

- Energy efficiency class: E¹⁾
- Energy consumption: 306 kWh / year
- Energy consumption: 0.838 kWh / 24 h
- Total capacity: 513 l
- Noise: 39 dB (A) re 1 pW
- Climate class: SN-ST
- Connection loads: 220 – 240 V / 150 W

Features, comfort

- Free-standing side-by-side refrigeration / freezer combination
- Stainless steel look
- Rod handle
- Separate temperature regulation for refrigeration and freezer chamber
- Fully automatic defrost inside the fridge
- Easy-to-clean, bright interior
- LED interior lighting in refrigeration compartment
- Electronic temperature control with LED reading
- Water and ice dispenser + ice crusher
- External fixed water supply including 5-metre connecting hose and 3 / 4" water connection adapter

Refrigeration compartment

- Refrigeration: Capacity 344 l
- 4 shelves made of safety glass, 2 of which are height-adjustable
- 2 transparent Vario trays for fruit and vegetables
- 5 full-width door shelves
- Egg tray



**** – Freezer compartment -18 °C and lower

- 4 shelves made of safety glass, 1 height-adjustable
- 2 frozen produce drawers
- 1 full-width door shelf
- Capacity 169 l
- NoFrost
- Freezing capacity: 12 kg in 24 hours
- Storage time in case of malfunction: 6 hours
- Super freezing with automatic freeze
- Automatic ice cube maker

Technical data and dimensions H × W × D

- Appliance dimensions: 177.0 × 90.0 × 66.0 cm

¹⁾ On an energy efficiency class scale from A to G




BUILT-IN WINE REFRIGERATION

Made for enjoyment

Built-in wine refrigeration

5WK 610FF0



Output, consumption

- Energy efficiency class: G¹⁾
- Energy consumption: 140 kWh / year
- Energy consumption: 0.383 kWh / 24 h
- Total capacity: 83 l
- Noise: 40 dB (A) re 1 pW
- Climate class: N
- Connection loads: 220 – 240 V / 90 W

Features, comfort

- Black glass front
- Handle-free opening with push-to-open (electronic)
- Touch Control
- White LED lighting
- 3 solid wood shelves
- 36-bottle capacity
- Upper part: 24 bottles (75 cl)
- Lower part: 12 bottles (75 cl)
- 2 temperature zones for sparkling, white, rosé and red wines 5° – 12°C / 12° – 20°C
- Alarm when door is open
- Optical and acoustic temperature alarm
- Electronic temperature control with precise digital reading
- UV protection
- Demo mode
- Anti-vibration system
- Automatic defrosting
- Winter system

Technical data and dimensions H × W × D

- Flat hinge
- Door hinged on right
5WK 610FF0R, EG 1793
- Door hinged on left
5WK 610FF0L, EG 1794
- Appliance dimensions: 58.9 × 59.0 × 56.0 cm
- Recess dimensions: 59.1 × 55.0 × 55.0 cm



“With its timeless, understated design and electronically controlled opening, this appliance integrates discreetly into any kitchen counter,” the jury said in its statement.



reddot winner 2023

¹⁾ On an energy efficiency class scale from A to G

UNDERCOUNTER WINE REFRIGERATION

The perfect climate for fine wines



Undercounter wine refrigeration

5WK 820FF0



Output, consumption

- Energy efficiency class: G¹⁾
- Energy consumption: 156 kWh / year
- Energy consumption: 0.427 kWh / 24 h
- Total capacity: 132 l
- Noise: 39 dB (A) re 1 pW
- Climate class: N
- Connection loads: 220 – 240 V / 80 W

Features, comfort

- Black glass front
- Handle-free opening with push-to-open (electronic)
- Touch Control
- White LED lighting
- 5 solid wood shelves
- 53-bottle capacity
- Upper part: 16 bottles (75 cl)
- Lower part: 37 bottles (75 cl)
- 2 temperature zones for sparkling, white, rosé and red wines 5° – 12°C / 12° – 20°C
- Alarm when door is open
- Optical and acoustic temperature alarm
- Electronic temperature control with precise digital reading
- UV protection
- Demo mode
- Anti-vibration system
- Automatic defrosting
- Winter system

Technical data and dimensions H × W × D

- Flat hinge
- Door hinged on right
5WK 820FF0R, EG 1708
- Door hinged on left
5WK 820FF0L, EG 1709
- Appliance dimensions: 82.0 – 89.0 × 59.5 × 57.4 cm
- Recess dimensions: 82.5 – 89.5 × 60.0 × 55.5 cm



¹⁾ On an energy efficiency class scale from A to G

BLAUPUNKT ADDITIONAL ACCESSORIES

Adapt your use and increase the functionality of your appliance with our selection of additional accessories.



Griddle

5Z 99GP01

EG 13941

H x W x D
40.8 x 24.0 x 5 cm incl. handle
40.8 x 24.0 x 2.1 cm without handle

Compatible with all Blaupunkt hobs



Teppanyaki plate

5Z 99TP01

EG 13942

It's every barbecue fan's dream: It may be raining, snowing or stormy outside – he can still indulge his passion inside. With the cast iron barbecue grill or the Teppanyaki grill, steaks, fish and vegetables get that familiar aroma from the open-air barbecue season.

Special accessories for ovens



Enamelled baking tray (black)

5Z 11BE11

EG 12202

- Compatible with**
- 5B10K 0050
 - 5B10M 0050
 - 5B10M 0060



Universal pan (black)

5Z 36BA50

EG 12331

- Compatible with**
- 5B36N 0250
 - 5B30N 0250
 - 5B36P 0250




Universal pan (black)

5Z 50CB10E1

EG 12802

- Compatible with**
- 5B60M 8690
 - 5C60M 8690



Universal pan (grey)

5Z 50CB10E0

EG 12642

- Compatible with**
- 5B50P 8690
 - 5B90S 8990
 - 5C90S 8990
 - 5B50N 8690



Universal pan (grey)

5Z 11BU11

EG 11011

- Compatible with**
- 5B10K 0050
 - 5B10M 0050
 - 5B10M 0060




Glass dish

5Z 50CG10E0

EG 15141

- Compatible with**
- 5B60M 8690
 - 5C60M 8690




Multi-use wire shelf

5Z 11CR13X0

EG 12421

- Compatible with**
- 5B10K 0050
 - 5B10M 0050
 - 5B10M 0060




Multi-use wire shelf

5Z 36CR10X0

EG 12333

- Compatible with**
- 5B36N 0250
 - 5B30N 0250
 - 5B36P 0250




Multi-use wire shelf

5Z 50CR10X0

EG 12641

- Compatible with**
- 5B50P 8690
 - 5C90S 8990
 - 5B90S 8990
 - 5B50N 8690



Multi-use wire shelf

5Z 50CR10X1

EG 12801

- Compatible with**
- 5B60M 8690
 - 5C60M 8690




Air Fry insert

5Z 50AF10E0

EG 12651

- Compatible with**
- 5B50P 8690
 - 5B50N 8690



Steamer insert (stainless steel)

5Z 50CS10E0

EG 15421

- Compatible with**
- 5C90S 8990



Telescopic extension rail

5Z 50CU10E0

EG 12643

- Compatible with**
- 5B50P 8690
 - 5B50N 8690
 - 5B90S 8990



Telescopic extension rail

5Z 36VC50

EG 12332

- Compatible with**
- 5B36N 0250
 - 5B30N 0250
 - 5B36P 0250



Temperature probe

5Z 50TE10E0

EG 12811

- Compatible with**
- 5B90S 8990
 - 5B50N 8690
 - 5B50P 8690




Temperature probe

5Z 50TE10E1

EG 15422

- Compatible with**
- 5C90S 8990










Top panel, black









5Z 50BL10E0

EG 12803

- Compatible with**
- All ovens





Accessories for hobs with integrated extraction

	<div>Universal connector</div> <div>FK 181</div>	<div>Compatible with</div> <div>5IX 992915IX 94291</div> <div>5IX 902915IX 80290</div> <div>5IX 60290</div>	Plastic
	<div>Flat duct pipe 100 cm</div> <div>FK 182</div>	<div>Compatible with</div> <div>5IX 992915IX 94291</div> <div>5IX 902915IX 80290</div> <div>5IX 60290</div>	Plastic
	<div>Pipe bend 90° – horizontal –</div> <div>FK 183</div>	<div>Compatible with</div> <div>5IX 992915IX 94291</div> <div>5IX 902915IX 80290</div> <div>5IX 60290</div>	Plastic
	<div>Pipe bend 90° – vertical –</div> <div>FK 184</div>	<div>Compatible with</div> <div>5IX 992915IX 94291</div> <div>5IX 902915IX 80290</div> <div>5IX 60290</div>	Plastic
	<div>Deflector 90°</div> <div>FK 185</div>	<div>Compatible with</div> <div>5IX 992915IX 94291</div> <div>5IX 902915IX 80290</div> <div>5IX 60290</div>	Plastic
	<div>Connection piece</div> <div>FK 186</div>	<div>Compatible with</div> <div>5IX 992915IX 94291</div> <div>5IX 902915IX 80290</div> <div>5IX 60290</div>	Plastic
	<div>Wall conduit incl. Thermobox</div> <div>FK 187</div>	<div>Compatible with</div> <div>5IX 992915IX 94291</div> <div>5IX 902915IX 80290</div> <div>5IX 60290</div>	Plastic

	<div>Round duct</div> <div>FK 101</div>	<div>Compatible with</div> <div>5IX 992915IX 94291</div> <div>5IX 902915IX 80290</div> <div>5IX 60290</div>	Plastic
	<div>Adapter</div> <div>FK 102</div>	<div>Compatible with</div> <div>5IX 992915IX 94291</div> <div>5IX 902915IX 80290</div> <div>5IX 60290</div>	Plastic
	<div>Wall box with stainless steel external vent</div> <div>FK 130</div>	<div>Compatible with</div> <div>5IX 992915IX 94291</div> <div>5IX 902915IX 80290</div> <div>5IX 60290</div>	Plastic
	<div>Base ventilation grille</div> <div>FK 150</div>	<div>Compatible with</div> <div>5IX 992915IX 94291</div> <div>5IX 902915IX 80290</div> <div>5IX 60290</div>	Plastic
	<div>Connector 15° curve – horizontal –</div> <div>FK 113</div>	<div>Compatible with</div> <div>5IX 992915IX 94291</div> <div>5IX 902915IX 80290</div> <div>5IX 60290</div>	Plastic
	<div>Deflector 90°</div> <div>FK 114</div>	<div>Compatible with</div> <div>5IX 992915IX 94291</div> <div>5IX 902915IX 80290</div> <div>5IX 60290</div>	Plastic
	<div>Adapter</div> <div>FK 115</div>	<div>Compatible with</div> <div>5IX 992915IX 94291</div> <div>5IX 902915IX 80290</div> <div>5IX 60290</div>	Plastic
	<div>Coupling</div> <div>FK 110</div>	<div>Compatible with</div> <div>5IX 992915IX 94291</div> <div>5IX 902915IX 80290</div> <div>5IX 60290</div>	Plastic



Accessories for hobs with integrated extraction

	<div>Connector 90° elbow – horizontal –</div> <div>FK 111</div>	<div>Compatible with</div> <div><div>5IX 99291</div><div>5IX 94291</div><div>5IX 90291</div><div>5IX 80290</div><div>5IX 60290</div></div>	Plastic
	<div>Connector 90° elbow – vertical –</div> <div>FK 112</div>	<div>Compatible with</div> <div><div>5IX 99291</div><div>5IX 94291</div><div>5IX 90291</div><div>5IX 80290</div><div>5IX 60290</div></div>	Plastic
	<div>Flat duct</div> <div>FK 100</div>	<div>Compatible with</div> <div><div>5IX 99291</div><div>5IX 94291</div><div>5IX 90291</div><div>5IX 80290</div><div>5IX 60290</div></div>	Plastic
	<div>Kit for right air outlet</div> <div>5Z 9104X1</div> <div>EG 13991</div>	<div>Compatible with</div> <div><div>5IX 99291</div><div>5IX 94291</div><div>5IX 90291</div></div>	
	<div>Activated carbon filter</div> <div>5Z 9105X1</div> <div>EG 13992</div>	<div>Compatible with</div> <div><div>5IX 99291</div><div>5IX 94291</div></div>	
	<div>Set of 2 activated carbon filters</div> <div>5Z 9009LF1</div> <div>EG 13961</div>	<div>Compatible with</div> <div><div>5IX 90291</div></div>	
	<div>Activated carbon filter</div> <div>5Z 9401X1</div> <div>EG 13631</div>	<div>Compatible with</div> <div><div>5IX 80290</div></div>	
	<div>Activated carbon filter</div> <div>5Z 9402X1</div> <div>EG 13621</div>	<div>Compatible with</div> <div><div>5IX 60290</div></div>	

	<div>Grease filter insert with mesh fabric</div> <div>5Z 9403X1</div> <div>EG 13632</div>	<div>Compatible with</div> <div><div>5IX 80290</div></div>	
	<div>Grease filter insert with mesh fabric</div> <div>5Z 9404X1</div> <div>EG 13622</div>	<div>Compatible with</div> <div><div>5IX 60290</div></div>	
	<div>Filter box for base installation</div> <div>5Z 9405X1</div> <div>EG 13623</div>	<div>Compatible with</div> <div><div>All hobs with integrated extractor fan</div></div>	Filter can be cleaned and reused several times.
	<div>Replacement filter for filter box</div> <div>5Z 9406X1</div> <div>EG 13624</div>	<div>Compatible with</div> <div><div>All hobs with integrated extractor fan</div></div>	Filter can be cleaned and reused several times.


Special accessories for extractor fan hoods

	<div>Stainless steel metallic grease filter</div> <div>5Z 9100X3</div> <div>EG 18885</div>	<div>Compatible with</div> <div>5DL 69654</div>	with grease drip tray
	<div>Stainless steel metallic grease filter</div> <div>5Z 9202X1</div> <div>EG 18441</div>	<div>Compatible with</div> <div>5DB 66254</div>	
	<div>Stainless steel metallic grease filter</div> <div>5Z 9203X1</div> <div>EG 18541</div>	<div>Compatible with</div> <div>5DB 69254</div>	
	<div>Stainless steel metallic grease filter</div> <div>5Z 9225X1</div> <div>EG 18672</div>	<div>Compatible with</div> <div>5DB 99751</div>	
	<div>Metal handle</div> <div>5Z 5750N0</div> <div>EG 18042</div>	<div>Compatible with</div> <div>5DA 36258</div>	
	<div>Metal handle</div> <div>5Z 5760N0</div> <div>EG 18012</div>	<div>Compatible with</div> <div>5DA 36453</div>	
	<div>Metal handle</div> <div>5Z 5790N0</div> <div>EG 18021</div>	<div>Compatible with</div> <div>5DA 39452</div>	

	<div>Activated carbon filter</div> <div>5Z 9102X1</div> <div>EG 18911</div>	<div>Compatible with</div> <div>5DB 66254</div> <div>5DB 69254</div>
	<div>Activated carbon filter</div> <div>5Z 9111X1</div> <div>EG 18171</div>	<div>Compatible with</div> <div>5DB 96453</div>
	<div>Activated carbon filter</div> <div>5Z 9101X1</div> <div>EG 18921</div>	<div>Compatible with</div> <div>5DF 92760</div>
	<div>Starter set for circulation mode</div> <div>5Z 51IT11X4</div> <div>EG 18242</div>	<div>Compatible with</div> <div>5DA 36453</div> <div>5DA 39452</div>
	<div>Activated carbon filter</div> <div>5Z 51ITB1X4</div> <div>EG 18243</div>	<div>Compatible with</div> <div>5DA 36453</div> <div>5DA 39452</div>
	<div>Activated carbon filter</div> <div>5Z 9125X1</div> <div>EG 18671</div>	<div>Compatible with</div> <div>5DB 99751</div>
	<div>Activated carbon filter</div> <div>5Z 9137X1</div> <div>EG 18261</div>	<div>Compatible with</div> <div>5DA 26450</div> <div>5DA 29450</div>
	<div>Activated carbon filter</div> <div>5Z 9114X1</div> <div>EG 18611</div>	<div>Compatible with</div> <div>5DB 66753</div> <div>5DB 69753</div> <div>5DS 69770</div> <div>5DS 99770</div>
	<div>Activated carbon filter</div> <div>5Z 9136X1</div> <div>EG 18471</div>	<div>Compatible with</div> <div>5DD 72556</div>

Special accessories for extractor fan hoods

	<div>Activated carbon filter</div> <div>5Z 9139X1</div> <div>EG 18361</div>	<div>Compatible with</div> <div>5DD 72557</div>	
	<div>Activated carbon filter</div> <div>5Z 9121X1</div> <div>EG 18041</div>	<div>Compatible with</div> <div>5DA 36258</div>	
	<div>Activated carbon filter</div> <div>5Z 9100X1</div> <div>EG 18881</div>	<div>Compatible with</div> <div>5DL 696545DL 66850</div> <div>5DL 688505DL 69850</div> <div>5DA 46450</div>	
	<div>Long-life activated carbon filter</div> <div>5Z 9100X2</div> <div>EG 18884</div>	<div>Compatible with</div> <div>5DL 696545DL 66850</div> <div>5DL 688505DL 69850</div> <div>5DA 46450</div>	Filter can be cleaned and reused several times.
	<div>Long-life activated carbon filter</div> <div>5Z 9114X2</div> <div>EG 18081</div>	<div>Compatible with</div> <div>5DB 667535DB 69753</div> <div>5DS 697705DS 99770</div>	Filter can be cleaned and reused several times.
	<div>Long-life activated carbon filter</div> <div>5Z 9138X1</div> <div>EG 18491</div>	<div>Compatible with</div> <div>5SL 92500</div>	Filter can be cleaned and reused several times.

	<div>Chimney extension</div> <div>5Z 9119X1</div> <div>EG 18612</div>	<div>Compatible with</div> <div>5DB 66753</div> <div>5DB 69753</div>	upper flue, stainless steel, circulation 990 mm
	<div>Chimney extension</div> <div>5Z 9117X3</div> <div>EG 18887</div>	<div>Compatible with</div> <div>5DL 696545DL 66850</div> <div>5DL 688505DL 69850</div>	upper flue, black, 500 mm
	<div>Chimney extension</div> <div>5Z 9117X4</div> <div>EG 18888</div>	<div>Compatible with</div> <div>5DL 696545DL 66850</div> <div>5DL 688505DL 69850</div>	upper flue, black, 990 mm
	<div>Glass holder</div> <div>5Z 9301X1</div> <div>EG 18091</div>	<div>Compatible with</div> <div>5DF 92760</div>	
	<div>Tablet holder</div> <div>5Z 9302X1</div> <div>EG 18092</div>	<div>Compatible with</div> <div>5DF 92760</div>	
	<div>Small parts holder</div> <div>5Z 9303X1</div> <div>EG 18093</div>	<div>Compatible with</div> <div>5DF 92760</div>	Set of 5 pieces

Special accessories for dishwashers

	Panel strips	Compatible with	height 81.5
	5VZ 0BI02	5VF 6X01HVE	
	EG 16631	5VF 5X01HTE	
		5VI 6S01HVE	
	Panel strips	Compatible with	height 86.5
	5A V10011	5VH 6X01HVE	
	EG 16731	5VH 5X01HTE	
	Panel strips	Compatible with	height 81.5
	5A V10002	5VF 6X01EBE	
	EG 16811		
	Panel strips	Compatible with	height 86.5
	5A V10022	5VH 6X01EBE	
	EG 16861		
	Panel strips	Compatible with	height 82
	5Z 9407X1	5VF 5X00EWE	
	EG 16611	5VT 8X00EWE	
	Cutlery drawer	Compatible with	
	5Z 1684BS00	5VH 6X01EBE	
	EG 16841	5VF 6X01EBE	
	Extension for aquastop	Compatible with	Length 2 m.
	CZ 7710X0	5VH 6X01EBE	
	EG 55301	5VF 6X01EBE	
		5VH 6X01HVE	
		5VF 6X01HVE	
		5VH 5X01HTE	
		5VF 5X01HTE	
		5VI 6S01HVE	



KITCHEN
AND SOUND

The invisible connection of the Blaupunkt worlds Kitchen and Sound – the Blaupunkt Sound System works in the background but with a rich sound. Concealed behind the base cover or installed in cavities, it transforms your kitchen furniture into rhythmic cabinets creating a pulsating entertaining space. These can be connected via Bluetooth technology to compatible devices, connect to your smartphone or tablet.

Blaupunkt Sound System

ZM 100/ZM 101

- Recommended installation behind base cover
- Operated via Bluetooth connection e.g. via smartphone or tablet

Consisting of

- 1 receiver module
- 2 / 4 exciters (structure-borne sound converter)
- Fastening material
- Connection lines

Technical data – receiver module

- 2 × 5 W loudspeaker outputs, impedance each 4 ohm
- Bluetooth CSR 2.1, compatible with all Bluetooth devices
- 240 V AC, max. distance to transmitter 10 m


Technical data – exciter

- Rated load-carrying capacity 6 W
- Impedance 4 ohm
- Installation depth 2.6 cm

Dimensions H × W × D


- 4.5 × 2.8 × 14.0 cm

Heat | Air




Smart slider

An intuitive, simple control concept for all appliances – every setting can be perfectly selected with the Smart Slider.




Touch control

Precise, innovative and very user-friendly: gently touching the Touch Control buttons is enough to select the desired setting.



Automatic programmes

One touch away from the perfect result: our automatic programmes are equipped for nearly every ingredient. Cooking can't get any easier.



Soft moving

Thanks to its advanced dampers and hinges, the oven door can be opened and closed smoothly. Just a light pull/push and the door opens or closes gently.




Steam cooking

Cooking with hot steam is gentle to the food, promises maximum taste and a healthy approach to your cooking.




Pyrolytic system

With a simple touch, all residues from baking, frying and grilling at high temperatures are reduced to ashes that can be simply wiped away with a cloth.




Hydrolytic system

Easy cleaning at the push of a button: With the aid of heat and steam, even strong soiling can be dissolved.




Induction

Immediately hot, immediately cold, and nothing gets burnt. The base of the pan is directly heated by the induction coil. The heat is only produced where it is needed. This means short heat-up times, more safety and much less energy consumption.




Combi induction

Two induction cooking zones can be combined together to create one single cooking zone, thereby allowing the use of very large pots and pans. Of course, the two large cooking zones can also be used separately.




Multi control

The extractor fan hood and hob are intelligently linked. The extractor fan hood can be controlled separately using the hob control panel and automatically adjusts the fan power to the heat generated.



LED


The innovative LED lights of Blaupunkt extractor fan hoods ensure even more light on the hob. Another ray of hope: the long-lasting lights consume an extremely low amount of energy.



Air Fry


The hot-air fryer in your oven. Crispy results with little fat.

Water




Hygiene plus

An especially high short-term temperature level of 70°C for the antibacterial cleaning of dishes with especially high hygienic requirements (e.g. baby bottles) and households with allergy sufferers.




Info Light

The dot on the floor lights up as a visual programme indicator of when the dishwasher is in operation.




Dosing Assistant

Thanks to the dosing assistant, the detergent tab falls directly into a small collection tray. A targeted jet of water dissolves the tab in a quick, controlled way. The detergent is distributed uniformly throughout the machine.



Aquastop

A lifelong warranty against water damage. The Aquastop safety system prevents all kinds of water damage – whether on the supply hose or due to a leak in the machine.



Vario hinge

Vario hinges eliminate gaps between the various elements of a kitchen. The integrated furniture front moves when it is opened. This prevents the gaps between the fronts of these elements from becoming too large.

Cold



NoFrost

The NoFrost system drains the humidity from the freezer and prevents the formation of ice on the inner walls and hoarfrost on the food.



Super freezing

With the Super Freezing function, the item is cooled down to -30°C so that newly stored food does not interrupt the freezing process.



Big Box

Transparent freezer drawers offer an excellent overview. A highlight: the special Big Box. It is 29 cm high and offers an enormous amount of space, e.g. for a large goose, several pizzas or large freezer portions.



Extra Fresh Professional

Both the temperature and humidity are crucial for keeping things fresh for longer. Food in the Extra Fresh Zone is stored at nearly 0°C and therefore stays fresh up to three times longer.



Electronic control

With electronic temperature control, Blaupunkt refrigerations always have the right temperature. It can be read exactly at any time via the digital LED display.



LED light

The long-lasting LED lights are integrated flat in the side walls and illuminate the interior uniformly and perfectly.

BLAUPUNKT SERVICE

**Blaupunkt built-in kitchen appliances / customer service,
repair service, user advice, spare parts and accessories:**

Tel.: 00 800 32 289 000

Manufacturer's
warranty

2 years

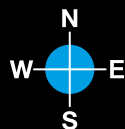
Convincing quality with Blaupunkt warranty.

Blaupunkt kitchen appliances are exclusively produced from the best materials and according to the highest working standards. Blaupunkt provides a two-year manufacturer's warranty on every appliance and every repair carried out by the integrated kitchen appliances customer service.



More original: Accessories and spare parts.

Original spare parts, extensive accessories and tested detergents and care products can be bought from our competent employees.



In your vicinity – and fast. Our specialists from Blaupunkt.

With a nationwide service network and approximately 700 highly qualified technicians, we can warranty that our specialists are always quickly on location in case of repair. The standard time is within 48 hours.

Germany

service.DE@blaupunkt-einbaugeraete.com

Austria

service.AT@blaupunkt-einbaugeraete.com

Netherlands

service.NL@blaupunkt-einbaugeraete.com

Belgium

service.BE@blaupunkt-einbaugeraete.com

Sweden

service.SE@blaupunkt-einbaugeraete.com

Denmark

service.DK@blaupunkt-einbaugeraete.com

Portugal

service.PT@blaupunkt-einbaugeraete.com

Luxembourg

service.LU@blaupunkt-einbaugeraete.com

Switzerland

service.CH@blaupunkt-einbaugeraete.com

Italy

service.IT@blaupunkt-einbaugeraete.com

Spain

service.ES@blaupunkt-einbaugeraete.com

Malta

service.MT@blaupunkt-einbaugeraete.com

France

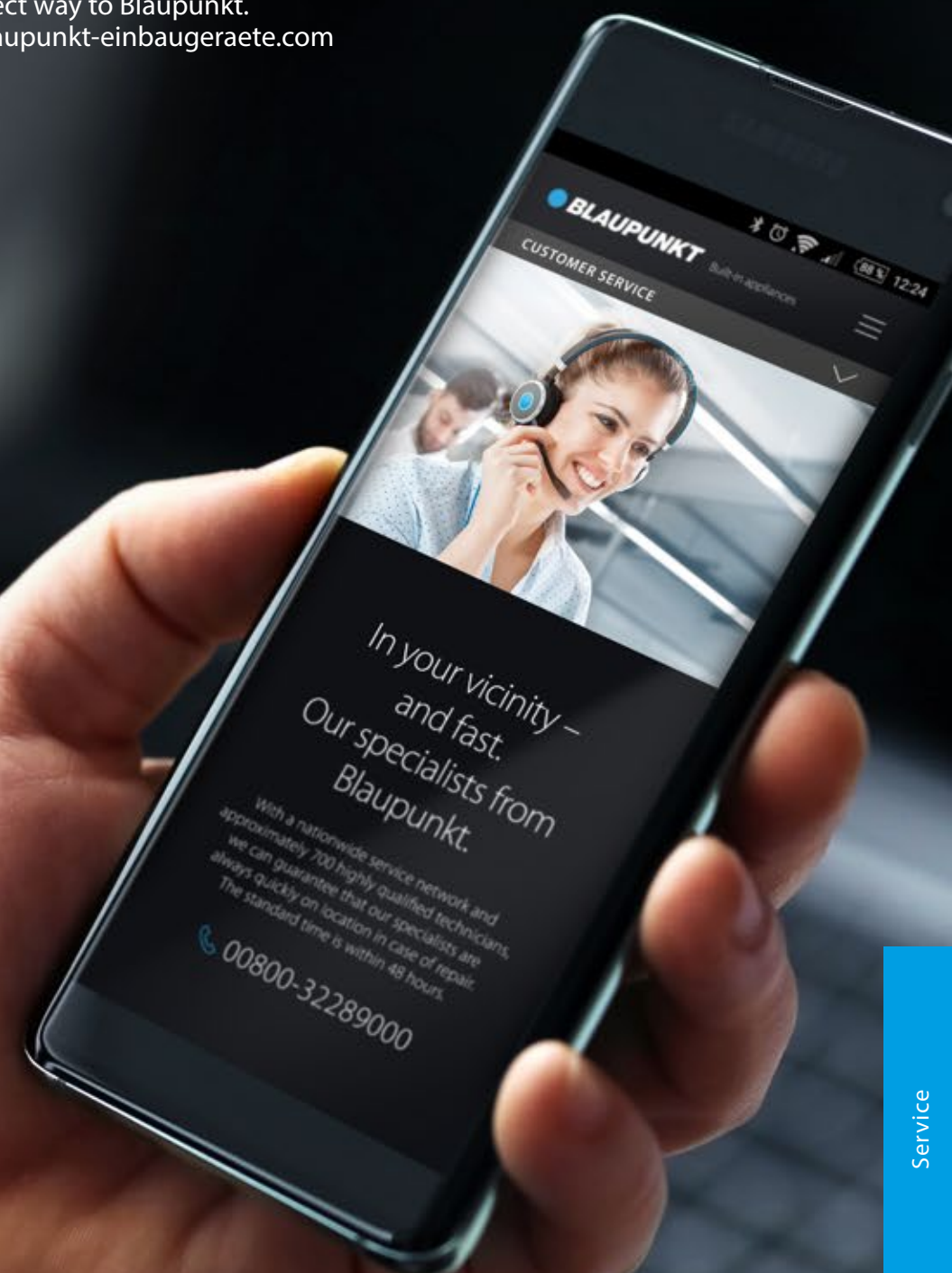
sav@blaupunkt-electromenager.fr

Telefon: (+33) 0800 303 603

You have chosen a piece of premium kitchen equipment with Blaupunkt appliances. Our professional service is available to assist you after the purchase. Our qualified employees are pleased to remain at your disposal. Our customer service experts for Blaupunkt integrated kitchen appliances will professionally answer all questions about the appliances. Here you can obtain all information on handling, functions and performance.



Your direct way to Blaupunkt.
www.blaupunkt-einbaugeraete.com



HK Appliances GmbH
Werkstraße 3
32289 Rödinghausen (Germany)
www.blaupunkt-einbaugeräte.com

Subject to changes and delivery options as well as minor colour discrepancies in plastic parts.

*Registered trademark. © 2023 by Blaupunkt

Reproduction in part or whole only with the permission of the publisher. Printed in Germany 09 / 2023.

No liability for printing errors. Errors and technical changes reserved.

This catalogue is for specialist dealers only.