

Induction hob, 60 cm, Black 5IE64352

- Frame design
- TouchControl +/- (EasyTouch)
- 4 Induction cooking zones
- Cooking zone front left:
 - 180 mm
 - 1.8 KW / 3.1 KW with Power boost
- Cooking zone rear left:
 - 180 mm
 - 1.8 KW / 3.1 KW with Power boost
- Cooking zone rear right:
 - 145 mm
 - 1.4 KW / 2.2 KW with Power boost
- Cooking zone front right:
 - 210 mm
 - 2.2 KW / 3.7 KW with Power boost
- Power boost for all induction zones
- Electronic power control in 17 output levels
- Electronic display
- 2 stage residual heat indicator per cooking zone for each zone
- Main switch
- Childproof lock
- Quick Start Function
- Re Start function
- Safety switch-off
- Powermanagement function
- Required niche size for installation (HxWxD mm) : 55 x 560 x 490 - 500
- Dimensions of the product (HxWxD mm) : 55 x 583 x 513
- connecting value 4600 W
- Min. worktop thickness: 30 mm
- Cable included

Special accessories:

Features:
 Product name/family: Cooking zone ceramic
 Construction type: Built-in
 Energy input: Electric
 Total number of positions that can be used at the same time: 4
 Type of control setting devices:
 Required niche size for installation (HxWxD): 55 x 560-560 x 490-500
 Width of the product (mm): 583
 Dimensions of the product (mm): 55 x 583 x 513
 Dimensions of the packed product (HxWxD) (mm): 126 x 753 x 608
 Net weight (kg): 11.671
 Gross weight (kg): 12.9
 Residual heat indicator: Separate
 Location of control panel: Hob front
 Type of external control possibility:
 Basic surface material: Ceramic
 Color of surface: Black, Stainless steel
 Color of frame: Stainless steel
 Approval certificates: AENOR, CE
 Length electrical supply cord (cm): 110
 Knob Material:
 Sealed Burners: No
 heating with booster: All

Available colour variations:
 5IE64352 : Induction hob, autarkic

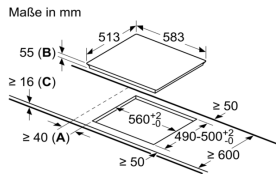
Consumption and connection values:
 Electrical connection rating (W): 4600
 Gas connection rating (W):
 Current (A):
 Voltage (V): 220-240
 Frequency (Hz): 50-60
 Universal Product Code:
 Main colour of product: Black
 Energy input: Electric
 Gas type:

Accessoires:

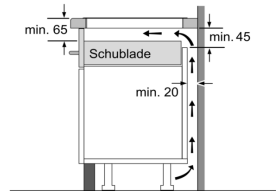
Alternative gas type:
 Approval certificates: AENOR, CE
 Length of electrical supply cord (in):
 Plug type: no plug
 Required cutout/niche size for installation (in):
 Minimum distance from counter front (in):
 Minimum distance from rear wall (in):
 Appliance Dimensions (h x w x d) (in): + x x
 Dimensions of the packed product (in): 4.96 x 23.93 x 29.64
 Net weight (lbs): 26
 Gross weight (lbs): 28
 Total number of positions that can be used at the same time: 4
 Length electrical supply cord (cm): 110
 Required niche size for installation (HxWxD): 55 x 560-560 x 490-500
 Dimensions of the product (mm): 55 x 583 x 513
 Dimensions of the packed product (HxWxD) (mm): 126 x 753 x 608
 Net weight (kg): 11.671
 Gross weight (kg): 12.9

EAN-Nr.:4251003103816

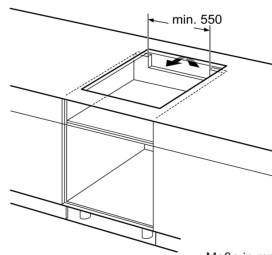
25-11-2019



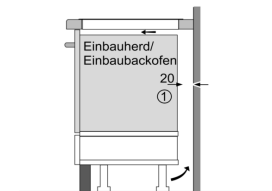
- A:** Mindestabstand vom Muldenausschnitt bis zur Wand
- B:** Eintauchtiefe
- C:** Mit darunter eingebautem Backofen min. 30, möglicherweise mehr; siehe Platzbedarf für den Backofen.



Maße in mm



Maße in mm



① Lüftungspalt muß vorgesehen werden.

Maße in mm