



**Built-in fridge with freezer section 88,0 x 56cm  
5CH220FE0**

**Performance and consumption**

- Energy Efficiency Class: E
- Net capacity 119 l
- Net fridge capacity total: 104 l
- Net capacity freezer: 15 l
- Energy consumption: 144 kWh/a
- Climate class: SN-ST
- Super Freezing: Yes
- Freezing capacity: 3 kg / 24h
- Storage time in power failure: 10 h

**Design**

- Door on door

- LED interior light

**Convenience & Safety**

- LED electronic control
- 1 Compressor / 1 independent cooling system
- Automatic defrost in the refrigerator section
- Manual defrost in the freezer section
- Super-cooling

**Fridge Compartment**

- 2 safety glass shelves, of which 1 are height adjustable
- 2 door trays

**Dimensions**

- Niche Dimension (H x B x T): 88,0 cm x 56,0 cm x 55,0 cm
- Appliance Dimensions (H x B x T): 87,4 cm x 56,0 cm x 55,0 cm

**Technische Informationen**

- Door hinge right, changeable
- Connection Rating: 90 W
- 220 - 240 Volt

**Included accessories**

**Optional accessories**

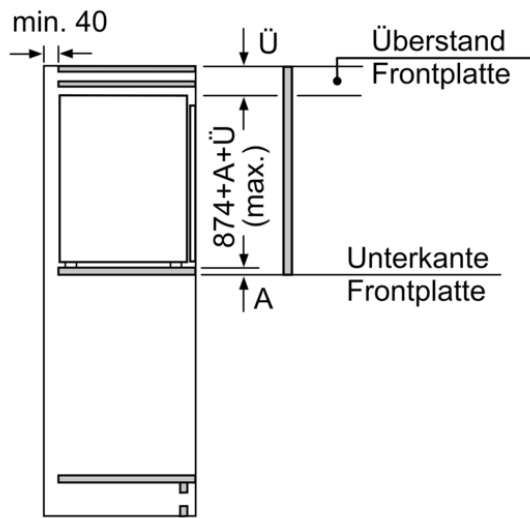
**Alternative colors available**

**Technical Data**

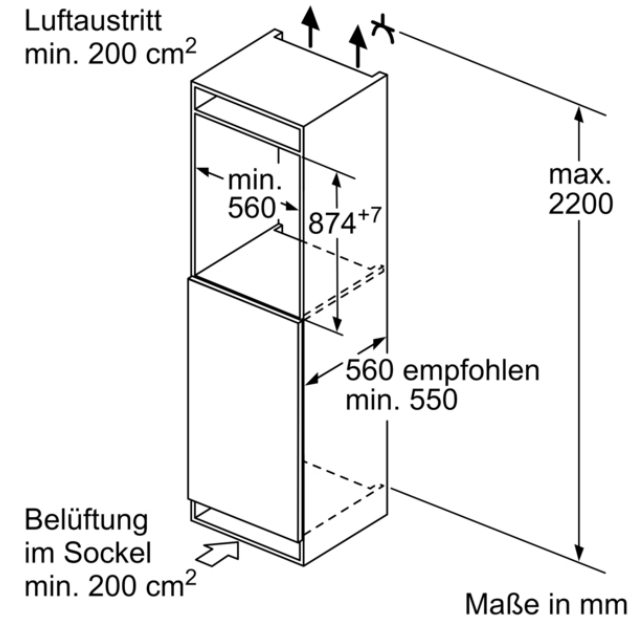
**Ausstattungsmerkmale**

Built-in / Free-standing : Built-in  
 Number of compressors : 1  
 Number of independent cooling systems : 1  
 Width of the appliance (mm): 541  
 High of the appliance (mm) : 874  
 Depth of the appliance (mm) : 548  
 Net weight (kg) : 29,4  
 Required niche size for installation (H x B x T) (mm) : 880 x 560 x 550  
 Door panel options : Not possible  
 Door hinge : Right reversible  
 Number of Adjustable Shelves in fridge compartment : 2  
 Shelves for Bottles: No  
 Frost free system : No  
 Interior ventilator: No  
 Reversible Door Hinge : Yes  
 Length electrical supply cord (cm) : 230  
 Noise level dB(A) re 1 pW) : 39  
 Multi-Flow Air Tower : No  
 Energy saving function: No  
 Fast cooling switch : Yes  
 Fast freezing switch : No  
 Temperature Controlled Drawer : No  
 Humidity Control Drawer : Yes  
 Number of Door Bins - Refrigerator : 1  
 Door bin adjustability - Refrigerator : No  
 Tilt-out door bins in fridge : No  
 Motorized Shelf : No  
 Door opened indicator freezer : No  
 Automatic motor-driven ice-maker : No  
 Power supply(W) : 90  
 Current (A) : 10  
 Voltage (V) : 220-240  
 Frequency (Hz) : 50  
 Approval certificates : CE, UKCA, VDE  
 Art der Installation : Vollintegrierbar  
 Schalleistung (dB(A) re 1 pW) : 39  
 Energy Star Qualified : No  
 Plug type: Schuko-/Gardym.Erdung  
 Dimensions of the packed product (cm) : 94,5 x 62,0 x 64,0  
 Net weight (Kg): 44,1  
 Gross weight (Kg) : 47,3

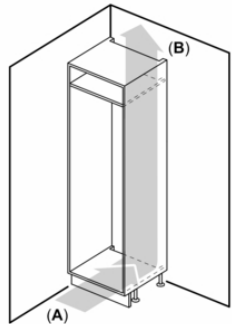
Einbau-Kühlschrank, 88 x 56 cm, Flachscharnier  
5CL220FE0



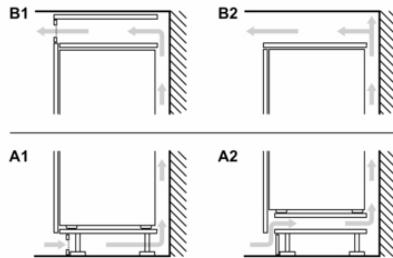
Maße in mm



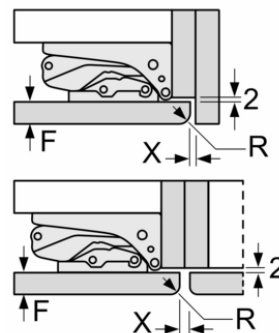
Maße in mm



A: Air inlet  $\geq 200 \text{ cm}^2$ ; Ventilation options  
B: Air outlet  $\geq 200 \text{ cm}^2$ ; Ventilation options



## Maße in mm Empfehlung Spaltmaße für Flachscharnier



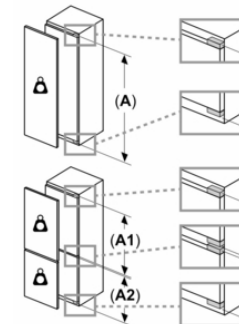
F	R	X
16-19	0-3	2,5
20	0-1	3
	2-3	2,5
21	0-1	3
	2-3	2,5
22	0	4
	1	3,5
	2-3	3

Die in der Tabelle empfohlenen Spaltmasse sind einzuhalten, um eine kollisionsfreie Öffnung der Gerätetüre zu gewährleisten und Beschädigungen am Küchenmöbel zu vermeiden.

## Maximal zulässiges Gewicht der Möbelfronten

Montierte Möbelfronten, die das zulässige Gewicht überschreiten, können zu Beschädigungen und zu Funktionsbeeinträchtigung am Scharnier führen

Δ Gewicht  
A: Gerätürhöhe inklusiv Scharniere in mm  
B: Ungedämpftes Scharnier, Möbelfront in kg  
C: Gedämpftes Scharnier, Möbelfront in kg



A	B	C
1500-1750	22	22
720-1400	19	19
A1	15	19
A2	15	19