



**Built-in fridge 88,0 x 56cm
5CL220FE0**

Performance and consumption

- Energy Efficiency Class: E
- Net capacity 136 l
- Net fridge capacity total: 136 l
- Net capacity freezer - l
- Energy consumption: 92 kWh/a
- Climateclass: SN-ST
- Super Freezing: -
- Freezing capacity: - kg / 24h
- Storage time in power failure - h

Design

- Door on door

- LED interior light

Convenience & Safety

- LED electronic control
- 1 Compressor /1 independent cooling system
- Automatic defrost in the refrigerator section
- Super-cooling

Fridge Compartment

- 3 safety glass shelves, of which 2 are height adjustable
- 2 door trays

Dimensions

- Niche Dimension (H x B x T): 88,0 cm x 56,0 cm x 55,0 cm
- Appliance Dimensions (H x B x T): 87,4 cm x 56,0 cm x 55,0 cm

Technische Informationen

- Door hinge right, changeable
- Connection Rating: 90 W
- 220 - 240 Volt

Included accessories

Optional accessories

Technical Data

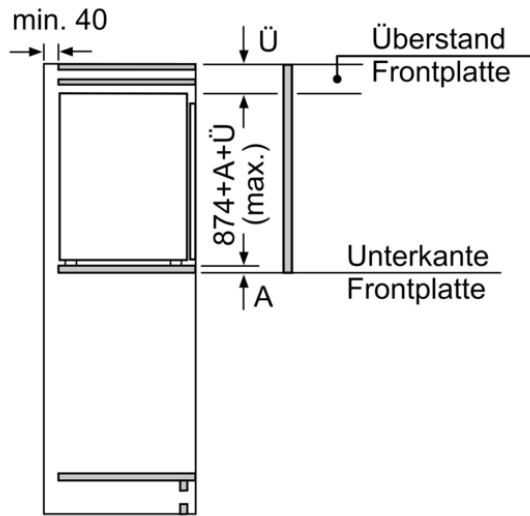
Ausstattungsmerkmale

Built-in / Free-standing : Built-in Number of compressors : 1
 Number of independent cooling systems : 1
 Width of the appliance (mm): 541
 High of the appliance (mm) : 874
 Depth of the appliance (mm) : 548
 Net weight (kg) : 29,4
 Required niche size for installation (H x B x T) (mm) : 880 x 560 x 550
 Door panel options : Not possible Door hinge : Right reversible
 Number of Adjustable Shelves in fridge compartment : 2
 Shelves for Bottles: No
 Frost free system : No
 Interior ventilator: Yes
 Reversible Door Hinge : Yes
 Length electrical supply cord (cm) :230
 Noise level dB(A) re 1 pW) : 35
 Multi-Flow Air Tower : No
 Energy saving function: No
 Fast cooling switch : Yes
 Fast freezing switch : No
 Temperature Controlled Drawer : No
 Humidity Control Drawer : Yes
 Number of Door Bins - Refrigerator : 2
 Door bin adjustability - Refrigerator : No
 Tilt-out door bins in fridge : No
 Motorized Shelf : No
 Door opened indicator freezer : No
 Automatic motor-driven ice-maker : No

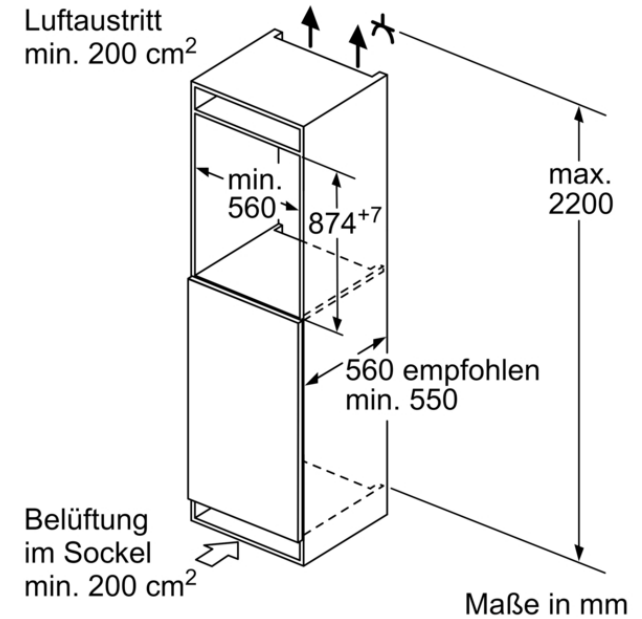
Power supply(W) : 90
 Current (A) : 10
 Voltage (V) : 220-240
 Frequency (Hz) : 50
 Approval certificates : CE, UKCA, VDE
 Art der Installation : Vollintegrierbar
 Schalleistung (dB(A) re 1 pW) : 35
 Energy Star Qualified : No
 Plug type: Schuko-/Gardy.m.Erdung
 Dimensions of the packed product (cm) :94,5 x 62,0 x 64,0
 Net weight (Kg):29,4
 Gross weight (Kg) : 32,6

Alternative colors available

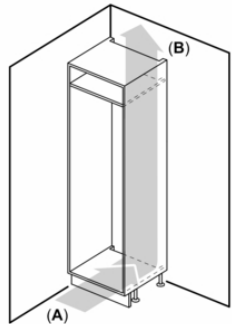
Einbau-Kühlschrank, 88 x 56 cm, Flachscharnier
5CL220FE0



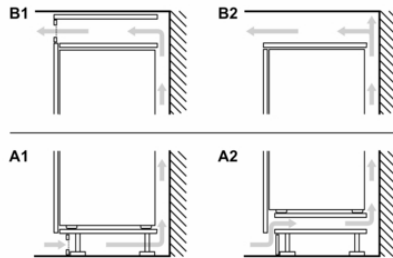
Maße in mm



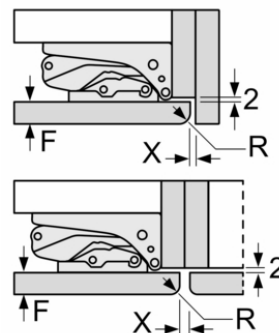
Maße in mm



A: Air inlet $\geq 200 \text{ cm}^2$; Ventilation options
B: Air outlet $\geq 200 \text{ cm}^2$; Ventilation options



Maße in mm Empfehlung Spaltmaße für Flachscharnier



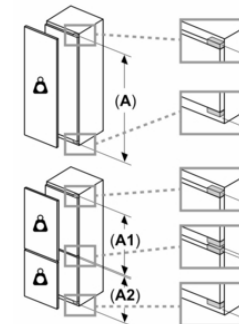
F	R	X
16-19	0-3	2,5
20	0-1	3
	2-3	2,5
21	0-1	3
	2-3	2,5
22	0	4
	1	3,5
	2-3	3

Die in der Tabelle empfohlenen Spaltmasse sind einzuhalten, um eine kollisionsfreie Öffnung der Gerätetüre zu gewährleisten und Beschädigungen am Küchenmöbel zu vermeiden.

Maximal zulässiges Gewicht der Möbelfronten

Montierte Möbelfronten, die das zulässige Gewicht überschreiten, können zu Beschädigungen und zu Funktionsbeeinträchtigung am Scharnier führen

Δ Gewicht
A: Gerätürhöhe inklusiv Scharniere in mm
B: Ungedämpftes Scharnier, Möbelfront in kg
C: Gedämpftes Scharnier, Möbelfront in kg



A	B	C
1500-1750	22	22
720-1400	19	19
A1	15	19
A2	15	19