



**Built-in fridge 122,5 x 56cm
5CL240FE0**

Performance and consumption

- Energy Efficiency Class: E
- Net capacity 204 l
- Net fridge capacity total: 204 l
- Net capacity freezer - l
- Energy consumption: 101 kWh/a
- Climateclass: SN-ST
- Super Freezing: -
- Freezing capacity: - kg / 24h
- Storage time in power failure - h

Design

- Door on door

- LED interior light

Convenience & Safety

- LED electronic control
- 1 Compressor /1 independent cooling system
- Automatic defrost in the refrigerator section
- Super-cooling

Fridge Compartment

- 5 safety glass shelves, of which 4 are height adjustable
- 4 door trays

Dimensions

- Niche Dimension (H x B x T): 122,5 cm x 56.0 cm x 55.0 cm
- Appliance Dimensions (H x B x T): 122,1 cm x 56.0 cm x 55.0 cm

Technische Informationen

- Door hinge right, changeable
- Connection Rating: 90 W
- 220 - 240 Volt

Included accessories

Optional accessories

Technical Data

Ausstattungsmerkmale

Built-in / Free-standing : Built-in Number of compressors : 1
 Number of independent cooling systems : 1
 Width of the appliance (mm): 541
 High of the appliance (mm) : 1221
 Depth of the appliance (mm) : 548
 Net weight (kg) : 42,7
 Required niche size for installation (H x B x T) (mm) : 1225 x 560 x 550
 Door panel options : Not possible Door hinge : Right reversible
 Number of Adjustable Shelves in fridge compartment : 4
 Shelves for Bottles: No
 Frost free system : No
 Interior ventilator: Yes
 Reversible Door Hinge : Yes
 Length electrical supply cord (cm) :230
 Noise level dB(A) re 1 pW) : 35
 Multi-Flow Air Tower : No
 Energy saving function: No
 Fast cooling switch : Yes
 Fast freezing switch : No
 Temperature Controlled Drawer : No
 Humidity Control Drawer : Yes
 Number of Door Bins - Refrigerator : 4
 Door bin adjustability - Refrigerator : No
 Tilt-out door bins in fridge : No
 Motorized Shelf : No
 Door opened indicator freezer : No
 Automatic motor-driven ice-maker : No

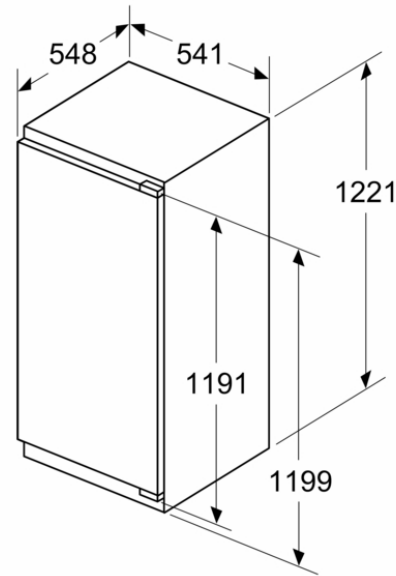
Power supply(W) : 90
 Current (A) : 10
 Voltage (V) : 220-240
 Frequency (Hz) : 50
 Approval certificates : CE, UKCA, VDE
 Art der Installation : Vollintegrierbar
 Schalleistung (dB(A) re 1 pW) : 41
 Energy Star Qualified : No
 Plug type: Schuko-/Gardy.m.Erdung
 Dimensions of the packed product (cm) :129,0 x 62,0 x 64,0
 Net weight (Kg):42,7
 Gross weight (Kg) : 45,9

Alternative colors available

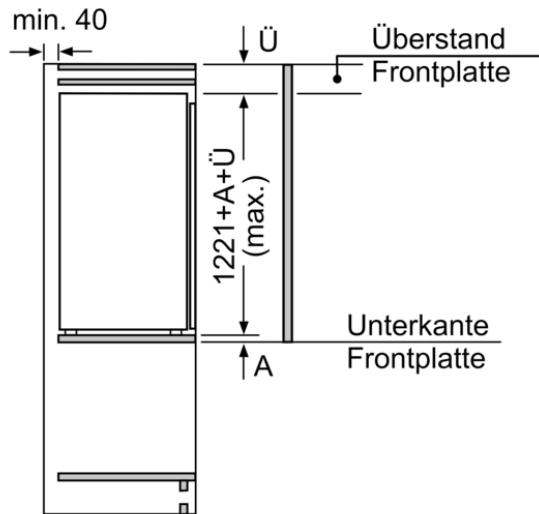
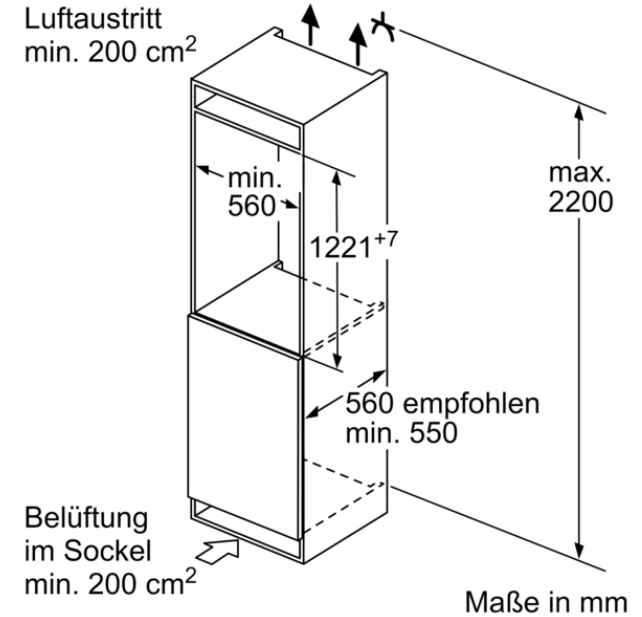
Einbau-Kühlschrank, 122.5 x 56 cm, Flachscharnier
5CL240FE0



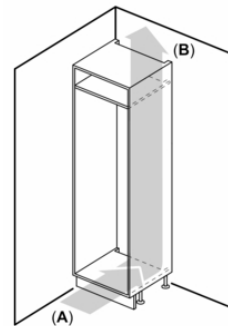
Maße in mm



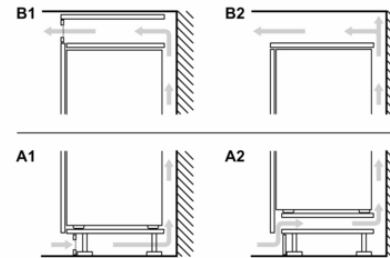
Luftaustritt
min. 200 cm²



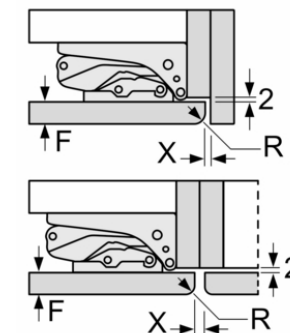
Maße in mm



A: Air inlet ≥ 200 cm²; Ventilation options
B: Air outlet ≥ 200 cm²; Ventilation options



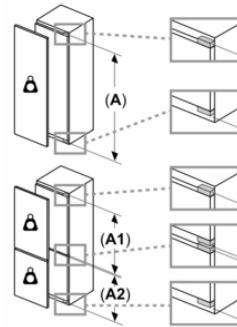
Maße in mm
Empfehlung Spaltmaße für Flachscharnier



F	R	X
16-19	0-3	2,5
20	0-1	3
	2-3	2,5
21	0-1	3
	2-3	2,5
22	0	4
	1	3,5
	2-3	3

Die in der Tabelle empfohlenen Spaltmasse sind einzuhalten, um eine kollisionsfreie Öffnung der Gerätetüre zu gewährleisten und Beschädigungen am Küchenmöbel zu vermeiden.

Einbau-Kühlschrank, 122.5 x 56 cm, Flachscharnier
5CL240FE0



Maximal zulässiges Gewicht der Möbelfronten

Montierte Möbelfronten, die das zulässige Gewicht überschreiten, können zu Beschädigungen und zu Funktionsbeeinträchtigung am Scharnier führen

- Δ Gewicht
- A: Gerätetürhöhe inklusiv Scharniere in mm
- B: Ungedämpftes Scharnier, Möbelfront in kg
- C: Gedämpftes Scharnier, Möbelfront in kg

A	B	C
1500-1750	22	22
720-1400	19	19
A1	15	19
A2	15	19