



**5CL28030**  
**Built-in refrigerator**

**Output, consumption**

- Energy efficiency class: A++
- Energy consumption: 116 kWh/year 1)
- Energy consumption: 0.317 kWh/24 h 1)
- Total capacity: 319 l
- Noise: 37 dB (A) re 1 pW
- Climate class: SN-T
- Connection loads: 220–240 V/90 W

1. Based on the results of the standard test over 24 hours. Actual consumption depending on use/location of appliance.

**Equipment / comfort**

- Fully integrated installation
- Fully automatic defrost inside the fridge
- Electronic temperature control with LED reading
- Easy-to-clean, bright interior
- LED interior lighting in refrigerator compartment
- Refrigerator: Capacity 319 l
- Super cooling
- 7 shelves made of safety glass, 6 of which height-adjustable
- 6 full-width door shelves
- Egg tray

**Technical data and dimensions**

- Flat hinge
- Door hinged on right, changeable
- Appliance dimensions: 1772 x 541 x 545 mm
- Recess dimensions: 1775 x 560 x 550 mm
- „dimensions and installation instructions for this device in accordance with the technical drawing“

**Optional accessories:**

**Features:**

- Type: built-in
- Number of compressors: 1
- Number of independent cooling circuits: 1
- Device width (mm): 541
- Height (mm): 1772
- Device depth (mm): 545
- Net weight (kg): 68.0
- Niche dimensions (mm): 1775.0 x 560 x 550
- Decorative frame / plate: Not possible
- Door stop: changeable on the right
- Number of adjustable shelf cooling unit (pcs.): 6
- Bottle racks: No.
- Frostfree system: no
- Interior fan: no
- Hinges changeable: Yes
- Length of power cable (cm): 230
- Sound power (dB (A) re 1 pW): 37
- Multi-Flow Air Tower: no
- Energy saving function: no
- Refrigeration: 1 compressor / 1 refrigeration circuit
- Super cool button: Yes
- Temperature-controlled pushing force: no
- Number of Door Bins - Refrigerator: 6
- Door adjustment options - cooling: no
- Tilt-out door bins in fridge: Yes
- Gallon Storage: Yes
- Number of storage capacity: 2
- Number of shelves Cooling: 7
- motorized filing: no
- Material of the shelves: glass
- Door open freezer compartment: no

**Available color options:**

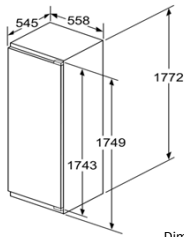
**Consumption and connection values:**

- Connected load (W): 90
- Hedging (A): 10
- Voltage (V): 220-240
- Frequency (Hz): 50
- Approval certificates: VDE
- Decorative frame / plate: Not possible
- Type of installation: Fully integrated
- Sound power (dB (A) re 1 pW): 37
- Energy Star Qualified: No.
- Plug type: Schuko / Gardy.m. grounding
- Dimensions of the packaged device (in): 72.44 x 24.40 x 25.19
- Net weight (lbs): 150
- Gross weight (lbs): 163

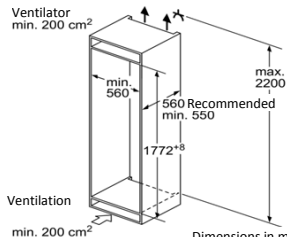
**Accessories:**

- 2 x Egg tray

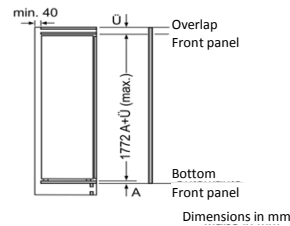
EAN-Nr.:4251003102208



Dimensions in mm



Dimensions in mm



Dimensions in mm